



trase

MYANMAR (importer)

ACTIVITY COMMODITY YEAR
Importer **Beef** **2018**

POPULATION GDP LAND AREA
53,708,395 **76,168,043,981.6** **653,080**

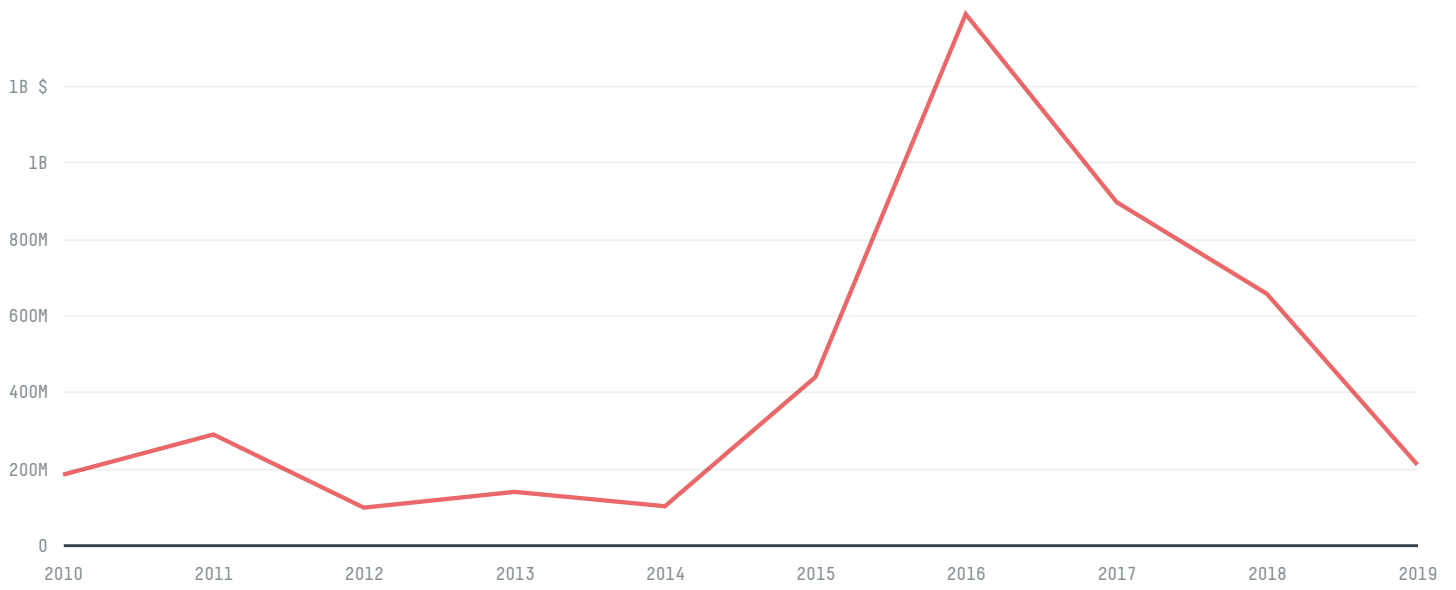
AGRICULTURAL LAND AREA FORESTED LAND AREA
127,600 **284,946**

MYANMAR is the world's 38th largest country by land mass, 26th largest by population size and is the world's 70th largest economy (by GDP). Forests make up 44% of its land mass and agricultural areas, 20%. It's placement in the Human Development Index is 0.584. MYANMAR is a signatory to NYDF ENDORSER and ADP SIGNATORY.


TOP IMPORTS IN 2018

COMMODITY	WORLD IMPORT RANKING	PRODUCTION	IMPORTS	VALUE
SUGARCANE	10	10,659,222	10,100,876,782.7	586,480,369
CORN	115	1,983,122	11,761,693.5	39,745,748
CHICKEN	17	1,728,947	8,116,463.7	3,412,924
SOY	101	170,985	489,609.5	562,838
PORK	109	1,063,087	169,411.3	4,597,120
BEEF	144	419,110	168,519.1	835,645
SHRIMP	86	22,570.7	162,304	754,390
PALM OIL	-	-	-	-

IMPORT TRAJECTORY OF MYANMAR



TOP EXPORT TRADERS OF BEEF IN MYANMAR IN 2018



TOP EXPORT COUNTRIES OF BEEF TO MYANMAR IN 2018



AUSTRALIA 61.9%

NETHERLANDS 17.4%

UNITED STATES 16.3%

BRAZIL 4.4%

[For more info](#)


[EXPLORE ON GFW](#)

Trase is a partnership between

In collaboration with

Donors


 Stockholm Environment Institute

 vizzuality

 The Global Environment Facility

 WWF

 Europe

 Global Canopy Programme

 The European Forest Institute

 Gordon and Betty Moore Foundation

 The Nature Conservancy

and many other organizations and

 Department for International Development

This website uses cookies to provide you with an improved user experience. By continuing to browse this site, you consent to the use of cookies and similar technologies. Please visit our [privacy policy](#) for further details.

I AGREE

