



trase

## BANGLADESH (importer)

ACTIVITY	COMMODITY	YEAR
<b>Importer</b>	<b>Beef</b>	<b>2014</b>

POPULATION	GDP	SURFACE AREA
<b>154,520,167</b>	<b>172,885,454,931.5</b>	<b>147,630</b>

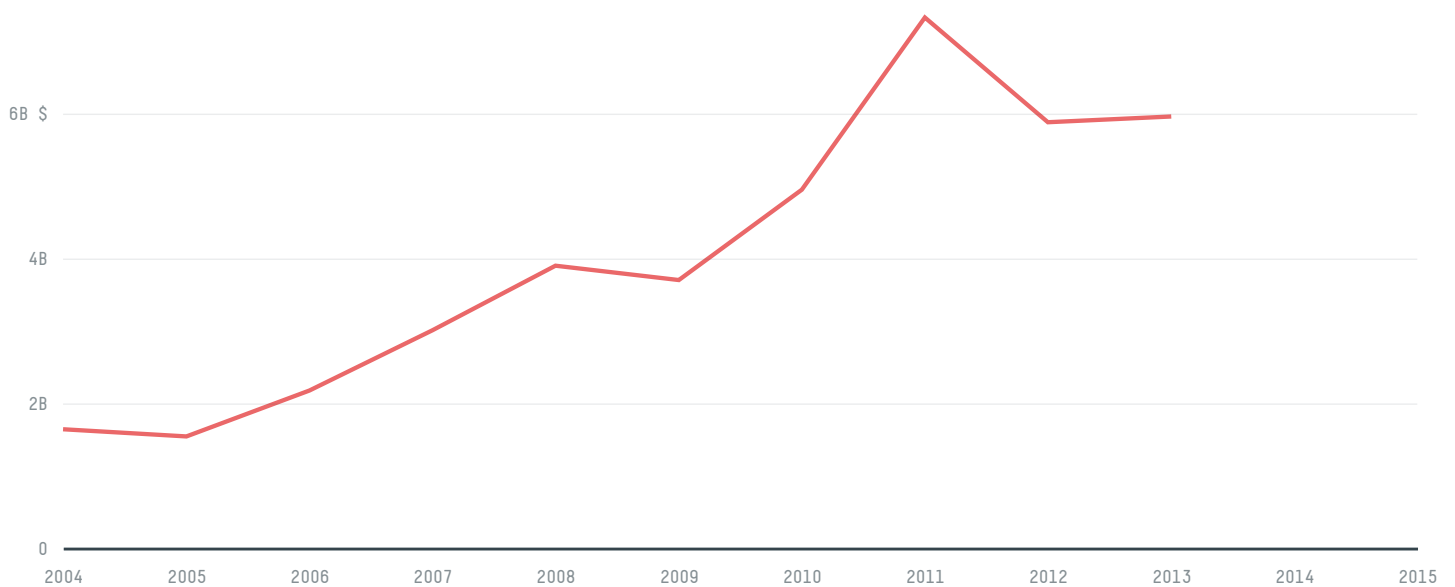
AGRICULTURAL LAND AREA	FORESTED LAND AREA
<b>90,990</b>	<b>14,316</b>

BANGLADESH is the world's 91st largest country by area, 8th largest by population size and is the world's 56th largest economy (by GDP). Forests make up 10% of its area, and agriculture 62%. It's placement in the Human Development Index is 0.572. BANGLADESH is a signatory to NYDF ENDORSER and ADP SIGNATORY.

## TOP IMPORTS IN 2014

COMMODITY	WORLD IMPORT RANKING	PRODUCTION	IMPORTS	VALUE
SOY	-	112,024	-	-
PALM OIL	-	-	-	-
BEEF	-	192,852	-	-
CORN	-	2,124,000	-	-
CHICKEN	-	180,600	-	-
COCOA	-	0	-	-
COFFEE	-	0	-	-
COTTON	-	57,600	-	-
SUGARCANE	-	4,508,000	-	-
WOOD PULP	-	-	-	-

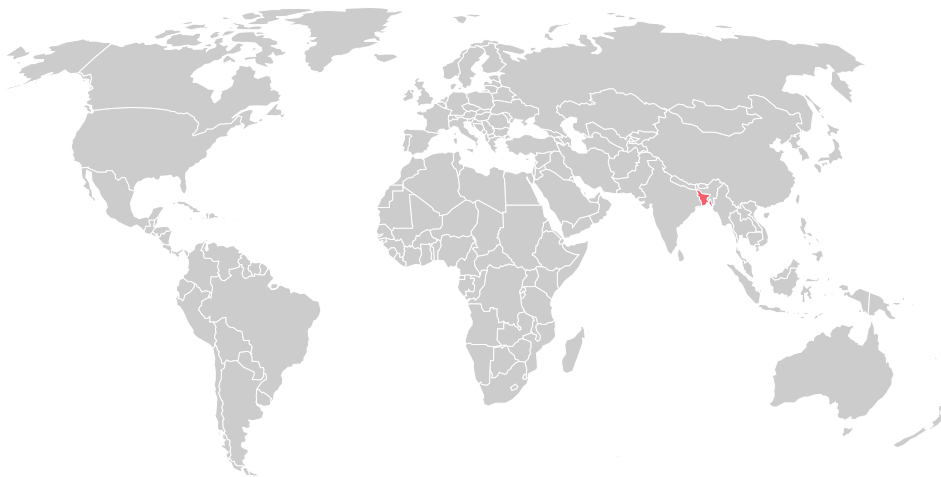
## IMPORT TRAJECTORY OF BANGLADESH



## TOP EXPORT TRADERS OF BEEF IN BANGLADESH IN 2014



## TOP EXPORT COUNTRIES OF BEEF TO BANGLADESH IN 2014




Trase is a partnership between

 Stockholm Environment Institute

 Global Canopy Programme

In collaboration with

 vizzuality

 The European Forest Institute

and many other organizations and individuals.

Donors

 The Global Environment Facility

 WWF

 Europe

 Gordon and Betty Moore Foundation

 The Nature Conservancy

 Department for International Development

 Formas

 Norway's International Climate and Forest Initiative (NICFI)

[Terms of Use](#) · [Privacy policy](#) · [Cookie policy](#) · [Contact us](#)