



# trase

## QATAR (importer)

ACTIVITY	COMMODITY	YEAR
<b>Importer</b>	<b>Beef</b>	<b>2018</b>

POPULATION	GDP	SURFACE AREA
<b>2,781,677</b>	<b>183,334,953,813.2</b>	<b>11,610</b>

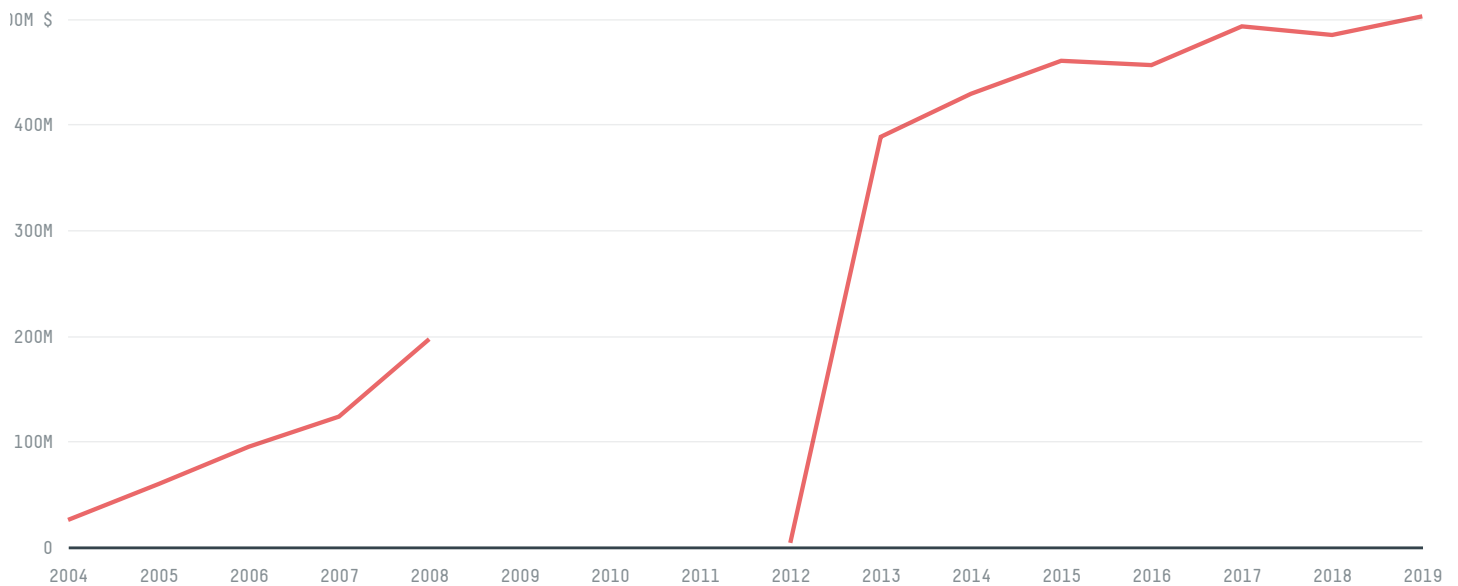
AGRICULTURAL LAND AREA  
**670**

QATAR is the world's 158th largest country by area, 139th largest by population size and is the world's 53rd largest economy (by GDP). Forests make up 0% of its area, and agriculture 6%. It's placement in the Human Development Index is 0.848. QATAR is a signatory to NYDF ENDORSER and ADP SIGNATORY.

## TOP IMPORTS IN 2018

COMMODITY	WORLD IMPORT RANKING	PRODUCTION	IMPORTS	VALUE
SUGARCANE	94	0	517,329,475.8	31,672,298
CHICKEN	31	10,004	120,764,633.8	206,137,523
CORN	89	1,866	49,796,534	19,064,487
BEEF	58	581	25,263,859.9	130,313,823
PALM OIL	76	-	23,537,735.8	18,023,738
SOY	99	0	21,609,056.5	10,358,975
COTTON	44	0	6,507,503.1	2,092,098
COFFEE	84	0	5,904,944.3	41,395,080
SHRIMP	40	0	4,470,810	21,661,356
PORK	110	0	558,096	3,649,856
COCOA	117	0	82,073	616,386

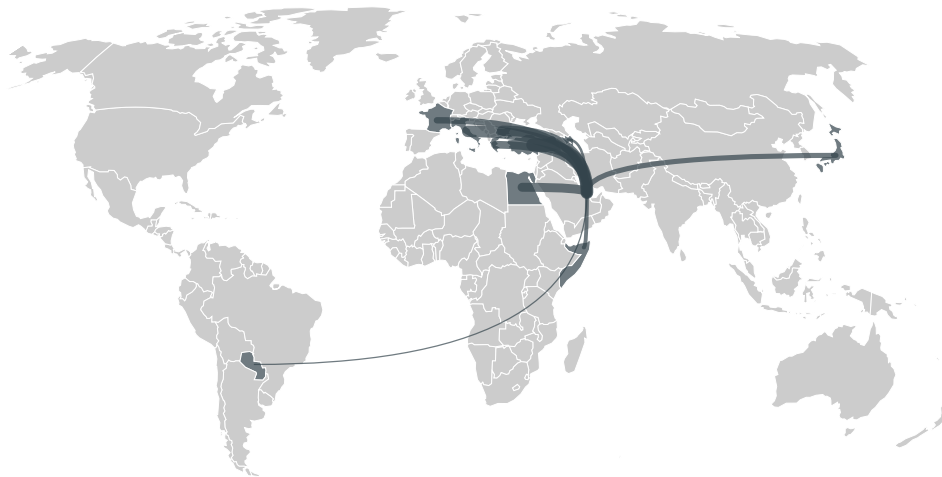
## IMPORT TRAJECTORY OF QATAR



## TOP EXPORT TRADERS OF BEEF IN QATAR IN 2018



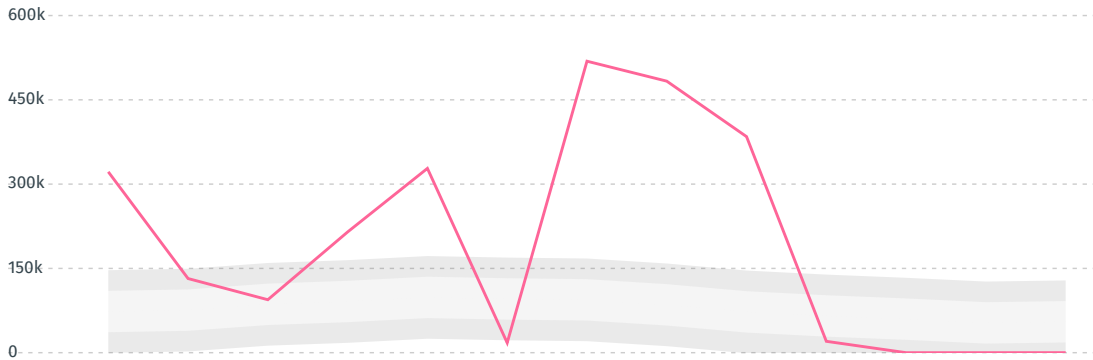
## TOP EXPORT COUNTRIES OF BEEF TO QATAR IN 2018



TURKEY	20.9%
ITALY	20.1%
BULGARIA	19.7%
EGYPT	13.6%
GREECE	13.4%
FRANCE	10.4%
JAPAN	1.5%
SOMALIA	0.4%
AZERBAIJAN	< 0.1%
PARAGUAY	< 0.1%

DEFORESTATION ALERTS IN PARAGUAY

There were **61** GLAD alerts reported in the week of the **18th of January 2021**. This was **low** compared to the same week in previous years.



Caution: GLAD alerts from the last six months are preliminary. Revisions are made as unconfirmed alerts are removed from the data and alert totals are finalized six months after posting. Source: **Global Forest Watch**

Trase is a partnership between



In collaboration with



and many other organizations and individuals.

Donors



[Terms of Use](#) · [Privacy policy](#) · [Cookie policy](#) · [Contact us](#)