



# trase

## PERU (importer)

ACTIVITY	COMMODITY	YEAR
<b>Importer</b>	<b>Beef</b>	<b>2018</b>

POPULATION	GDP	SURFACE AREA
<b>31,989,256</b>	<b>222,044,970,486.2</b>	<b>1,285,220</b>

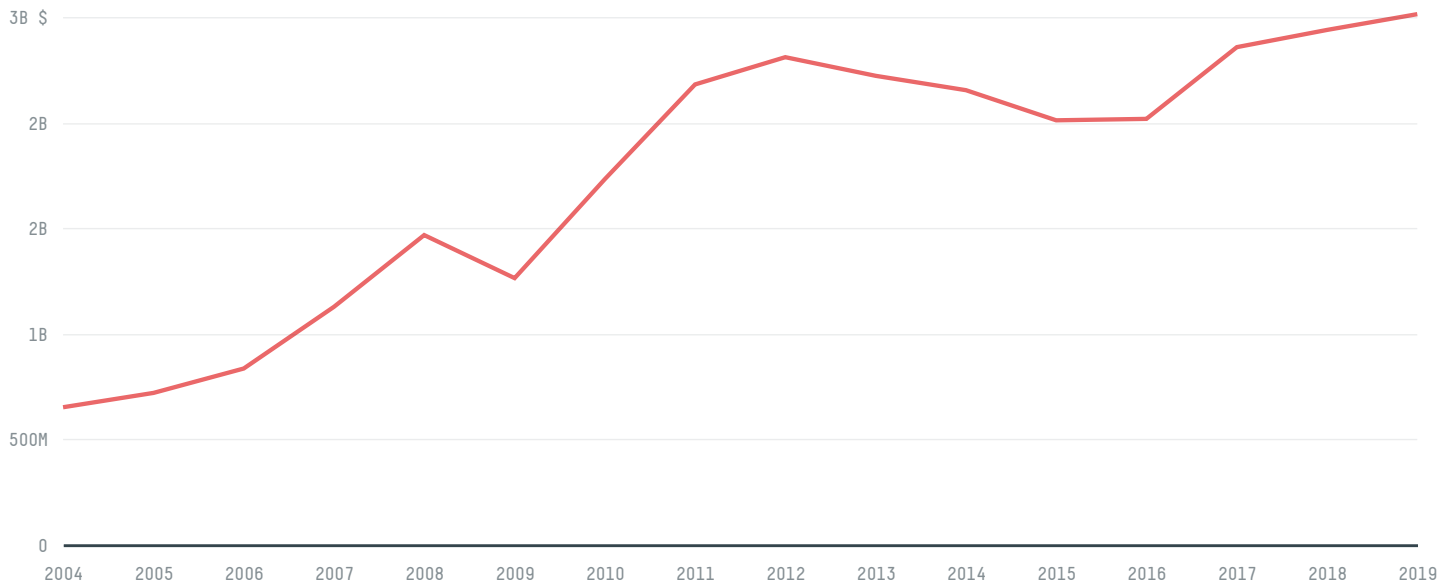
AGRICULTURAL LAND AREA	FORESTED LAND AREA
<b>236,870</b>	<b>738,054</b>

PERU is the world's 18th largest country by area, 43rd largest by population size and is the world's 50th largest economy (by GDP). Forests make up 57% of its area, and agriculture 18%. It's placement in the Human Development Index is 0.759. PERU is a signatory to NYDF ENDORSER and ADP SIGNATORY.


## TOP IMPORTS IN 2018

COMMODITY	WORLD IMPORT RANKING	PRODUCTION	IMPORTS	VALUE
SUGARCANE	30	10,336,178	3,926,908,636.3	203,222,175
CORN	10	1,569,535	3,570,955,857.5	716,648,310
SOY	22	1,530	2,185,225,910.1	1,031,485,284
CHICKEN	50	1,581,767	59,596,768.4	81,934,659
BEEF	49	189,703	33,410,502.9	83,107,549
PORK	63	162,421	10,270,850.3	27,081,836
SHRIMP	28	29,744.8	9,885,061	94,366,969
WOOD PULP	45	-	7,192,682	6,347,527
COFFEE	82	369,622	6,565,683.3	50,907,266
PALM OIL	94	-	6,553,474.7	5,600,873
COCOA	58	134,676	5,419,650	20,995,283
PALM KERNEL	71	-	289,840	402,514

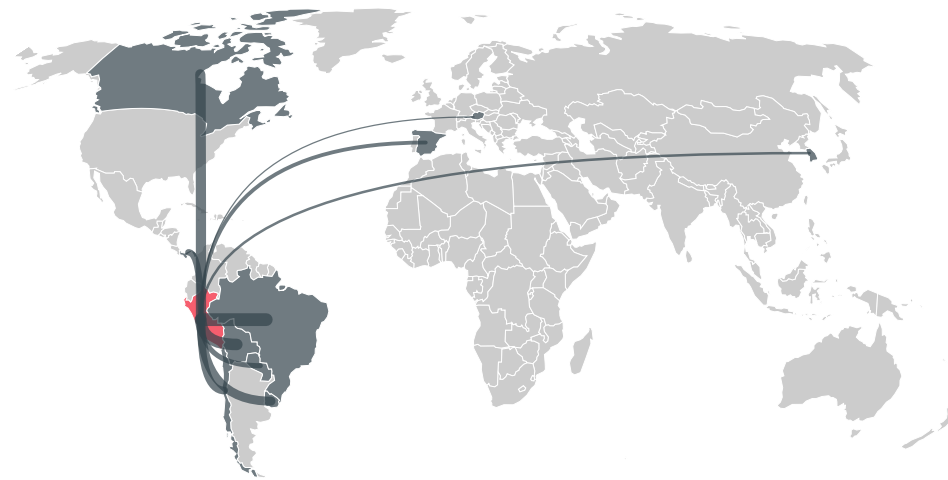
## IMPORT TRAJECTORY OF PERU



## TOP EXPORT TRADERS OF BEEF IN PERU IN 2018



## TOP EXPORT COUNTRIES OF BEEF TO PERU IN 2018



BRAZIL 42.5%

BOLIVIA 24.1%

CANADA 21.5%

URUGUAY 10.3%

CHILE 1.2%

PANAMA 0.4%

PARAGUAY < 0.1%

SPAIN < 0.1%

SOUTH KOREA < 0.1%

AUSTRIA < 0.1%


Trase is a partnership between

 Stockholm Environment Institute

 Global Canopy Programme

In collaboration with

 vizzuality

 The European Forest Institute

and many other organizations and individuals.

Donors

 The Global Environment Facility

 WWF

 Europe

 Gordon and Betty Moore Foundation

 The Nature Conservancy

 Department for International Development

 Formas

 Norway's International Climate and Forest Initiative (NICFI)

[Terms of Use](#) · [Privacy policy](#) · [Cookie policy](#) · [Contact us](#)