



trase

## MALAYSIA (importer)

| ACTIVITY        | COMMODITY   | YEAR        |
|-----------------|-------------|-------------|
| <b>Importer</b> | <b>Beef</b> | <b>2017</b> |

| POPULATION        | GDP                      | LAND AREA      |
|-------------------|--------------------------|----------------|
| <b>31,105,028</b> | <b>319,112,136,545.4</b> | <b>328,550</b> |

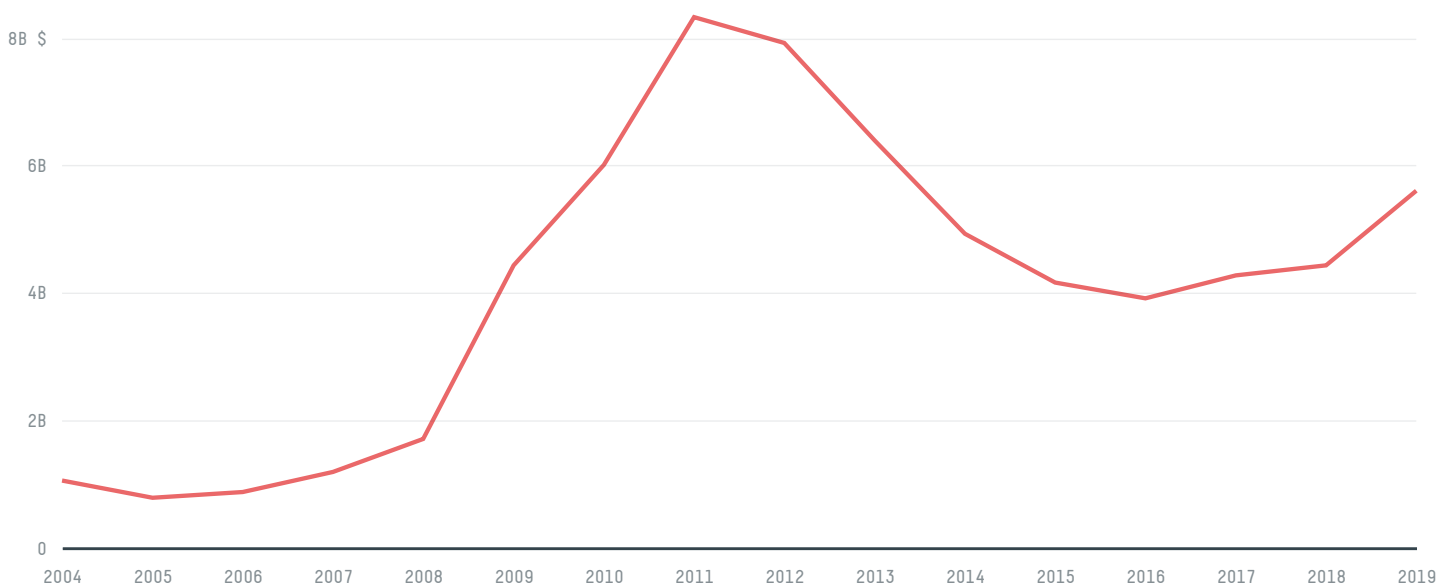
| AGRICULTURAL LAND AREA | FORESTED LAND AREA |
|------------------------|--------------------|
| <b>86,270</b>          | <b>222,092</b>     |

MALAYSIA is the world's 64th largest country by land mass, 44th largest by population size and is the world's 38th largest economy (by GDP). Forests make up 68% of its land mass and agricultural areas, 26%. It's placement in the Human Development Index is 0.802. MALAYSIA is a signatory to NYDF ENDORSER and ADP SIGNATORY.

## TOP IMPORTS IN 2017

| COMMODITY | WORLD IMPORT RANKING | PRODUCTION | IMPORTS          | VALUE       |
|-----------|----------------------|------------|------------------|-------------|
| SUGARCANE | 8                    | 29,990     | 15,407,055,511.6 | 933,655,373 |
| CORN      | 9                    | 72,561     | 4,057,380,890.9  | 849,965,552 |
| COCOA     | 5                    | 1,029      | 398,378,316      | 874,696,790 |
| BEEF      | 14                   | 42,158     | 223,529,046.9    | 592,117,860 |
| WOOD PULP | 26                   | -          | 174,709,845      | 121,801,285 |
| COTTON    | 15                   | 0          | 112,865,882.1    | 188,395,713 |
| COFFEE    | 19                   | 8,109      | 106,731,885      | 270,615,365 |
| SHRIMP    | 19                   | 46,074.7   | 23,526,425       | 90,944,769  |
| PORK      | 41                   | 194,375    | 6,243,321.5      | 17,855,392  |
| CHICKEN   | 34                   | 1,648,491  | 2,099,948.6      | 16,458,161  |
| SOY       | 91                   | 0          | 999,581.8        | 997,316     |
| PALM OIL  | -                    | -          | -                | -           |

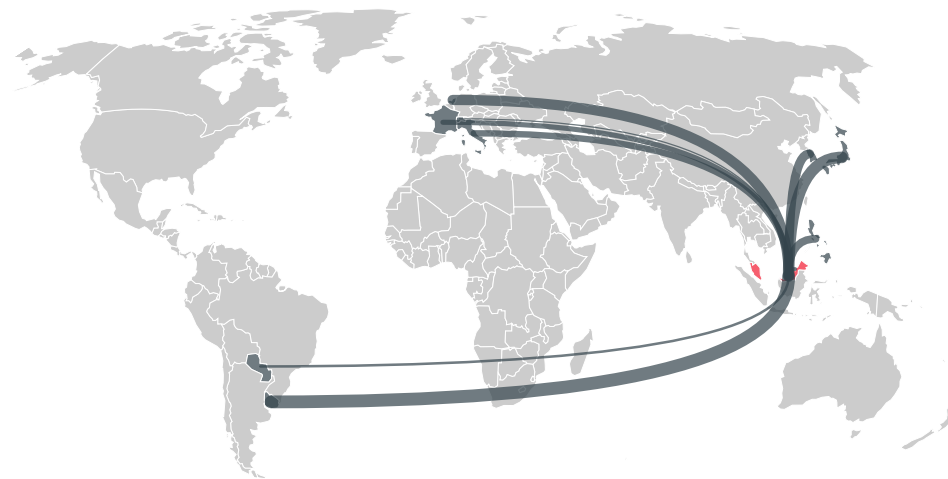
## IMPORT TRAJECTORY OF MALAYSIA



## TOP EXPORT TRADERS OF BEEF IN MALAYSIA IN 2017



## TOP EXPORT COUNTRIES OF BEEF TO MALAYSIA IN 2017



URUGUAY 35%

JAPAN 25.5%

NETHERLANDS 22%

SOUTH KOREA 7.9%

PHILIPPINES 7.5%

ITALY 0.9%

FRANCE 0.5%

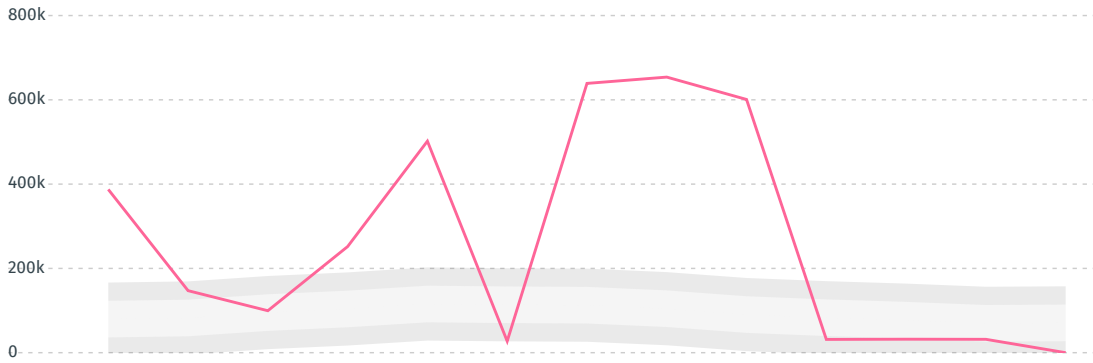
BRUNEI 0.4%

PARAGUAY 0.2%

SWITZERLAND < 0.1%


DEFORESTATION ALERTS IN PARAGUAY

There were **0** GLAD alerts reported in the week of the **18th of January 2021**. This was **low** compared to the same week in previous years.

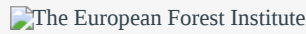
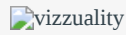


Caution: GLAD alerts from the last six months are preliminary. Revisions are made as unconfirmed alerts are removed from the data and alert totals are finalized six months after posting. Source: **Global Forest Watch**

Trase is a partnership between



In collaboration with



and many other organizations and individuals.

Donors



[Terms of Use](#) · [Privacy policy](#) · [Cookie policy](#) · [Contact us](#)