



trase

LIBYA (importer)

ACTIVITY COMMODITY YEAR
Importer **Beef** **2017**

POPULATION GDP SURFACE AREA
6,580,724 **37,883,243,650.5** **1,759,540**

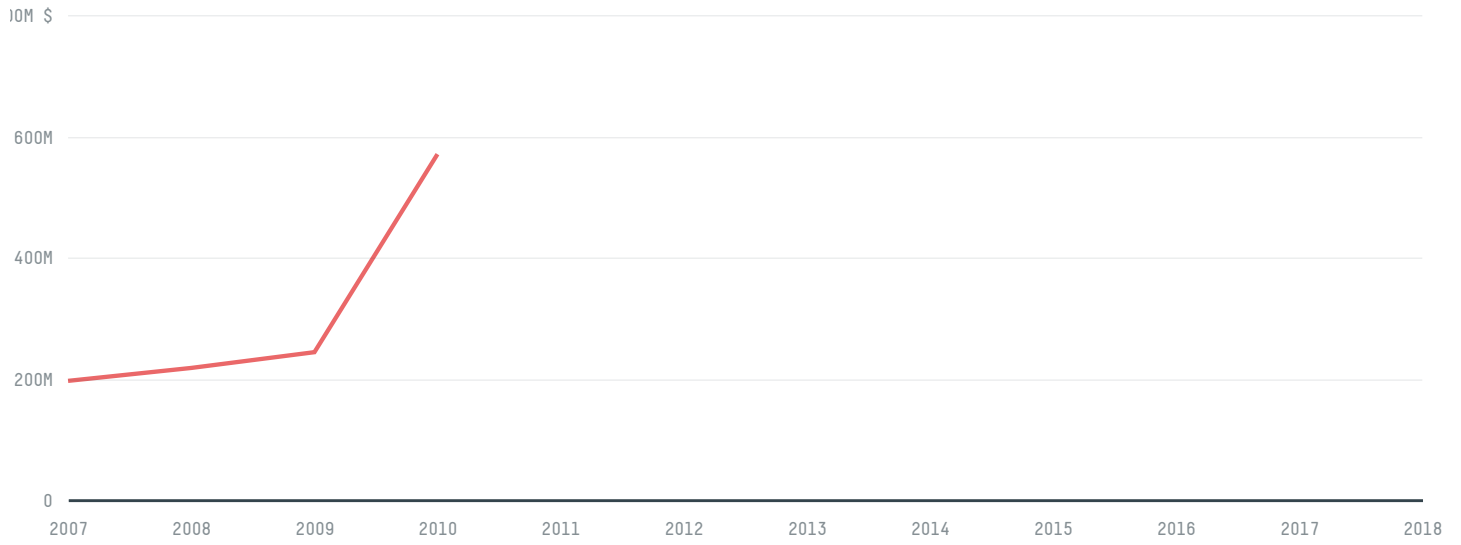
AGRICULTURAL LAND AREA FORESTED LAND AREA
153,500 **2,170**

LIBYA is the world's 15th largest country by area, 108th largest by population size and is the world's 95th largest economy (by GDP). Forests make up 0% of its area, and agriculture 9%. It's placement in the Human Development Index is 0.704. LIBYA is a signatory to NYDF ENDORSER and ADP SIGNATORY.

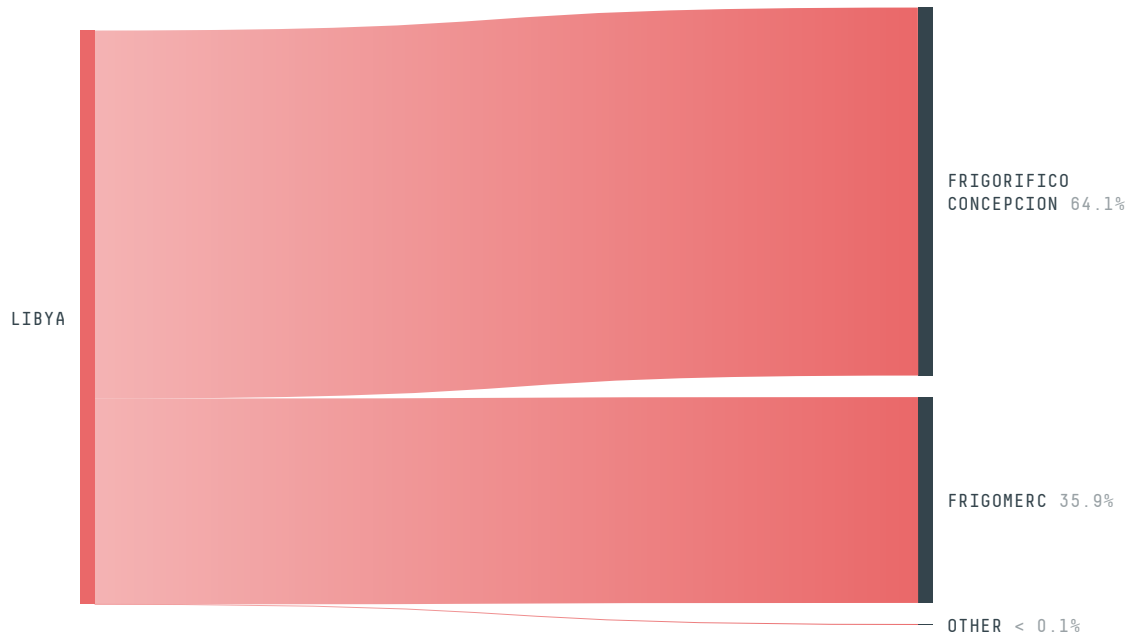
TOP IMPORTS IN 2017

COMMODITY	WORLD IMPORT RANKING	PRODUCTION	IMPORTS	VALUE
SOY	-	0	-	-
PALM OIL	-	-	-	-
BEEF	-	9,652	-	-
COFFEE	-	0	-	-
CHICKEN	-	127,593	-	-
CORN	-	3,502	-	-
SUGARCANE	-	0	-	-
PORK	-	0	-	-

IMPORT TRAJECTORY OF LIBYA



TOP EXPORT TRADERS OF BEEF IN LIBYA IN 2017




TOP EXPORT COUNTRIES OF BEEF TO LIBYA IN 2017




Trase is a partnership between

 Stockholm Environment Institute

 Global Canopy Programme

In collaboration with

 vizzuality

 The European Forest Institute

and many other organizations and

Donors

 The Global Environment Facility

 WWF

 Europe

 Gordon and Betty Moore Foundation

 The Nature Conservancy

 Department for International Development

This website uses cookies to provide you with an improved user experience. By continuing to browse this site, you consent to the use of cookies and similar technologies. Please visit our [privacy policy](#) for further details.

I AGREE

