



trase

## KUWAIT (importer)

ACTIVITY	COMMODITY	YEAR
<b>Importer</b>	<b>Beef</b>	<b>2018</b>

POPULATION	GDP	LAND AREA
<b>4,137,312</b>	<b>140,645,364,238.4</b>	<b>17,820</b>

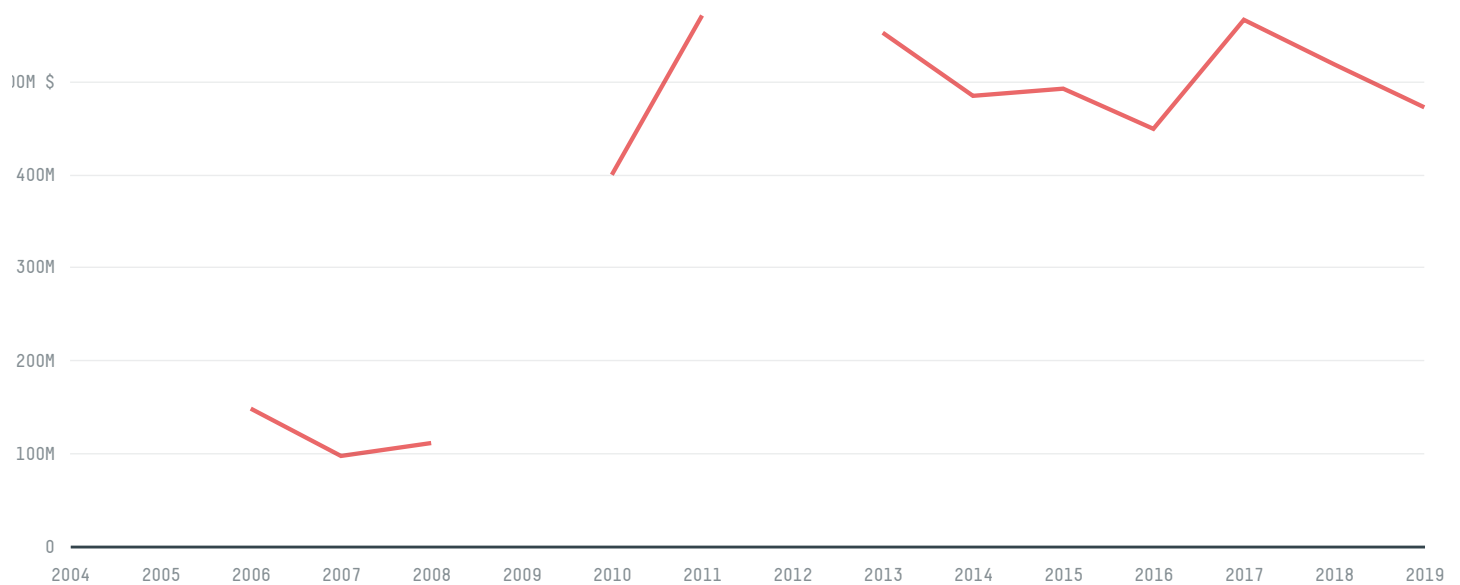
AGRICULTURAL LAND AREA	FORESTED LAND AREA
<b>1,500</b>	<b>62.5</b>

KUWAIT is the world's 152nd largest country by land mass, 128th largest by population size and is the world's 57th largest economy (by GDP). Forests make up 0% of its land mass and agricultural areas, 8%. It's placement in the Human Development Index is 0.808. KUWAIT is a signatory to NYDF ENDORSER and ADP SIGNATORY.

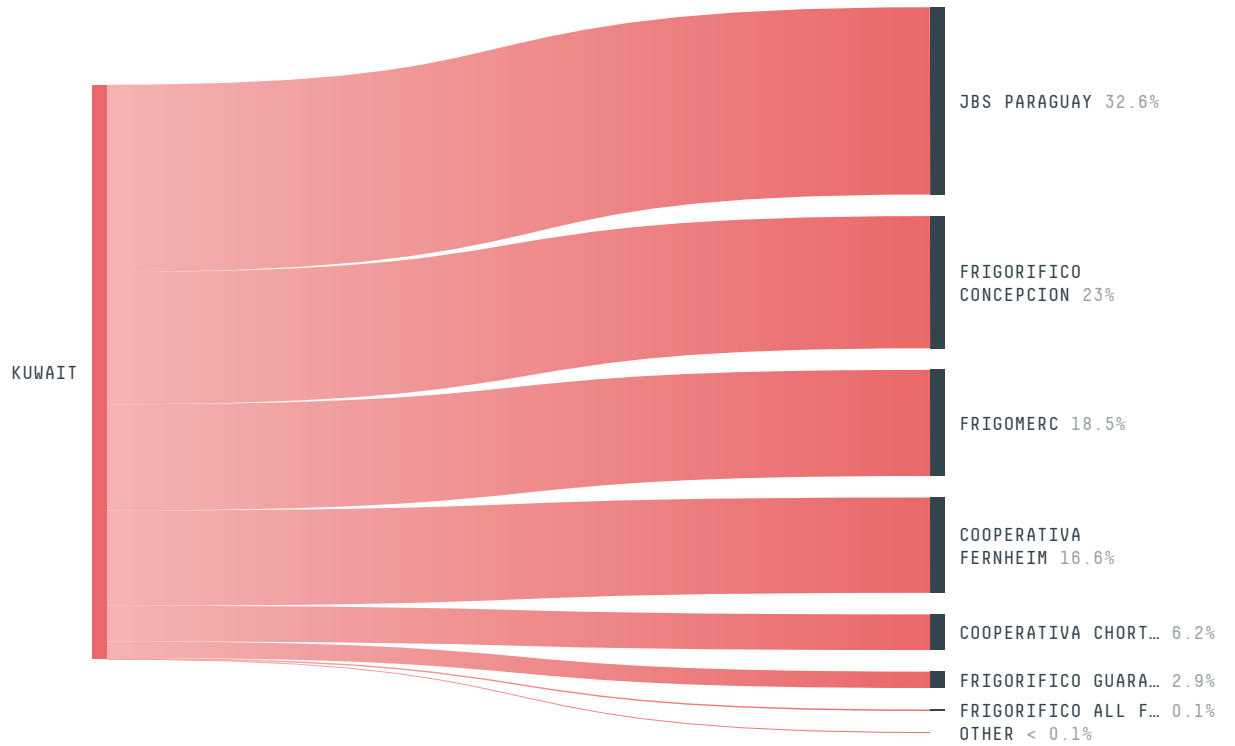
## TOP IMPORTS IN 2018

COMMODITY	WORLD IMPORT RANKING	PRODUCTION	IMPORTS	VALUE
SUGARCANE	65	0	852,674,663.4	60,784,296
CORN	55	8,869	190,978,116	108,775,805
BEEF	42	1,936	46,343,073.9	212,831,351
COFFEE	64	0	9,826,065.3	47,768,955
SHRIMP	31	0	6,916,021	50,347,714
SOY	42	0	6,706,157	8,307,694
CHICKEN	35	61,122	2,341,560.8	8,071,071
COCOA	81	0	980,386	4,315,702
PALM OIL	-	-	-	-
PORK	-	0	-	-

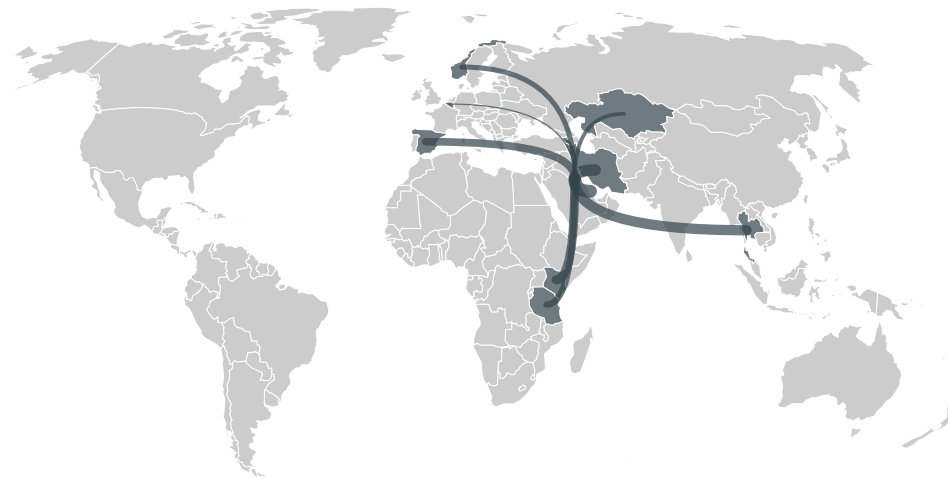
## IMPORT TRAJECTORY OF KUWAIT



## TOP EXPORT TRADERS OF BEEF IN KUWAIT IN 2018



## TOP EXPORT COUNTRIES OF BEEF TO KUWAIT IN 2018



BAHRAIN 24.7%

IRAN 21.9%

THAILAND 11.2%

KENYA 8.7%

SPAIN 8.3%

TANZANIA 6.8%

NORWAY 5.3%

KAZAKHSTAN 4.5%

ARMENIA 4.5%

BELGIUM 4.2%

Trase is a partnership between

 Stockholm Environment Institute

 Global Canopy Programme

In collaboration with

 vizzuality

 The European Forest Institute

and many other organizations and individuals.

Donors

 The Global Environment Facility

 WWF

 Europe

 Gordon and Betty Moore Foundation

 The Nature Conservancy

 Department for International Development

 Formas

 Norway's International Climate and Forest Initiative (NICFI)

[Terms of Use](#) · [Privacy policy](#) · [Cookie policy](#) · [Contact us](#)