



# trase

## COTE D'IVOIRE (importer)

ACTIVITY	COMMODITY	YEAR
<b>Importer</b>	<b>Beef</b>	<b>2018</b>

POPULATION	GDP	SURFACE AREA
<b>25,069,229</b>	<b>58,011,466,450.9</b>	<b>322,460</b>

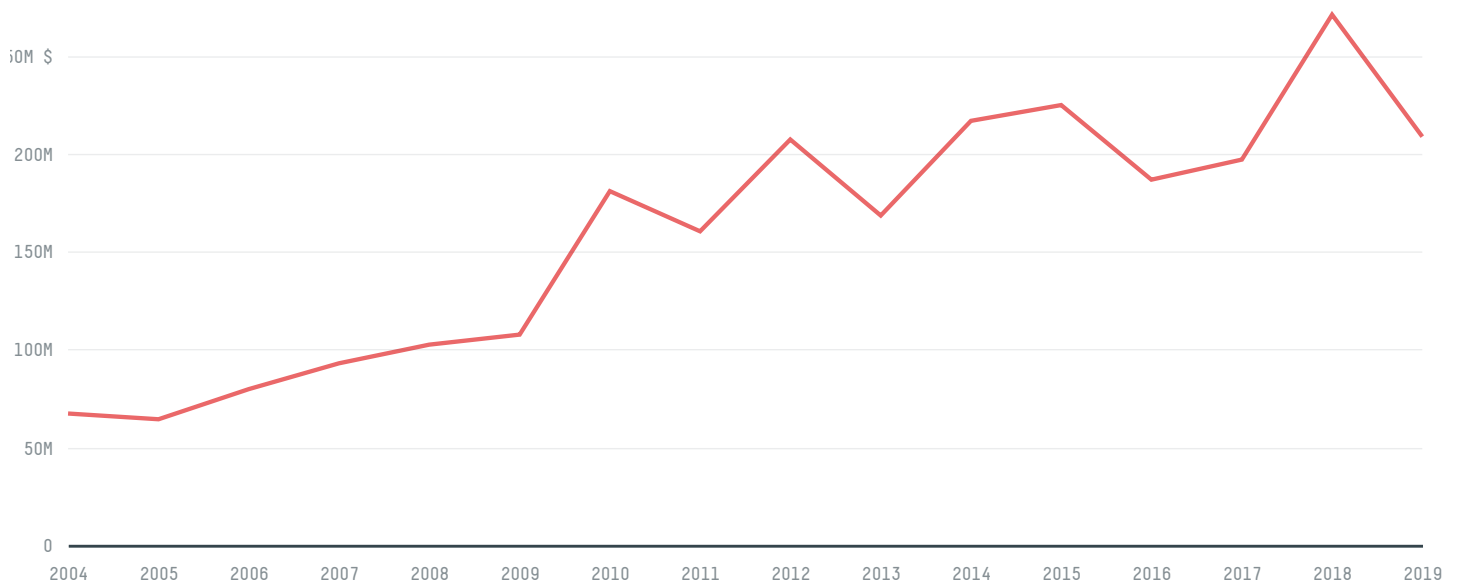
AGRICULTURAL LAND AREA	FORESTED LAND AREA
<b>206,000</b>	<b>104,006</b>

COTE D'IVOIRE is the world's 67th largest country by area, 54th largest by population size and is the world's 80th largest economy (by GDP). Forests make up 32% of its area, and agriculture 64%. It's placement in the Human Development Index is 0.516. COTE D'IVOIRE is a signatory to NYDF ENDORSER and ADP SIGNATORY.


## TOP IMPORTS IN 2018

COMMODITY	WORLD IMPORT RANKING	PRODUCTION	IMPORTS	VALUE
SUGARCANE	92	1,948,318	549,967,437.2	28,274,476
PALM OIL	44	-	122,039,072	80,543,996
CORN	75	1,006,000	74,455,751.6	22,063,556
BEEF	37	33,107	66,322,738.5	59,778,553
PORK	36	7,483	64,628,431.4	41,627,695
SOY	82	606	63,556,456	26,900,352
CHICKEN	138	44,199	749,936.2	5,284,560
WOOD PULP	71	-	292,731	251,371
COCOA	149	1,963,949	2,894	12,629

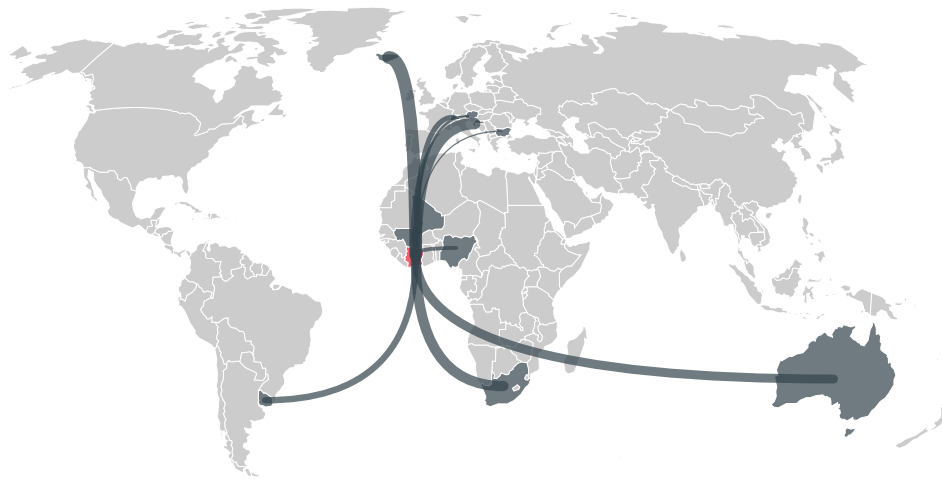
## IMPORT TRAJECTORY OF COTE D'IVOIRE



## TOP EXPORT TRADERS OF BEEF IN COTE D'IVOIRE IN 2018



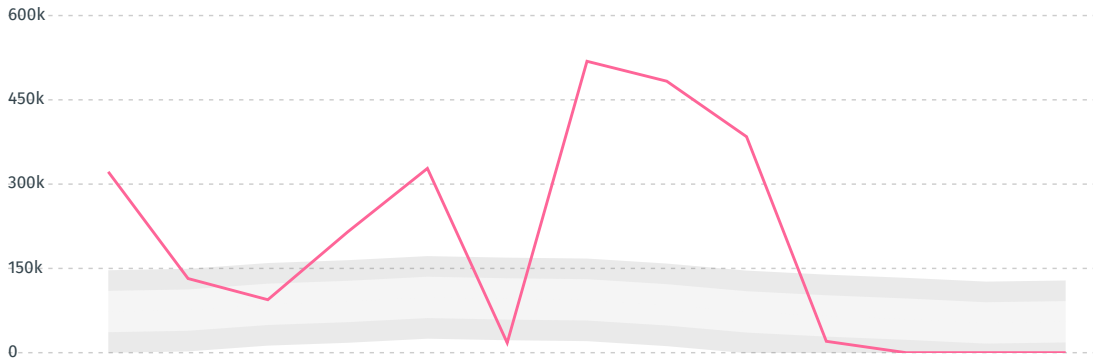
## TOP EXPORT COUNTRIES OF BEEF TO COTE D'IVOIRE IN 2018



Country	Percentage
ICELAND	39.8%
CROATIA	36.9%
SOUTH AFRICA	8%
AUSTRALIA	7.5%
MALI	6.5%
URUGUAY	0.6%
SWITZERLAND	0.5%
NIGERIA	0.2%
AUSTRIA	0.1%
BULGARIA	< 0.1%

DEFORESTATION ALERTS IN PARAGUAY

There were **0** GLAD alerts reported in the week of the **18th of January 2021**. This was **low** compared to the same week in previous years.

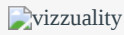


Caution: GLAD alerts from the last six months are preliminary. Revisions are made as unconfirmed alerts are removed from the data and alert totals are finalized six months after posting. Source: **Global Forest Watch**

Trase is a partnership between



In collaboration with



and many other organizations and individuals.

Donors



[Terms of Use](#) · [Privacy policy](#) · [Cookie policy](#) · [Contact us](#)