



trase

ITALY (importer)

ACTIVITY	COMMODITY	YEAR
Importer	Beef	2018

POPULATION	GDP	LAND AREA
60,421,760	2,091,544,955,092.3	294,140

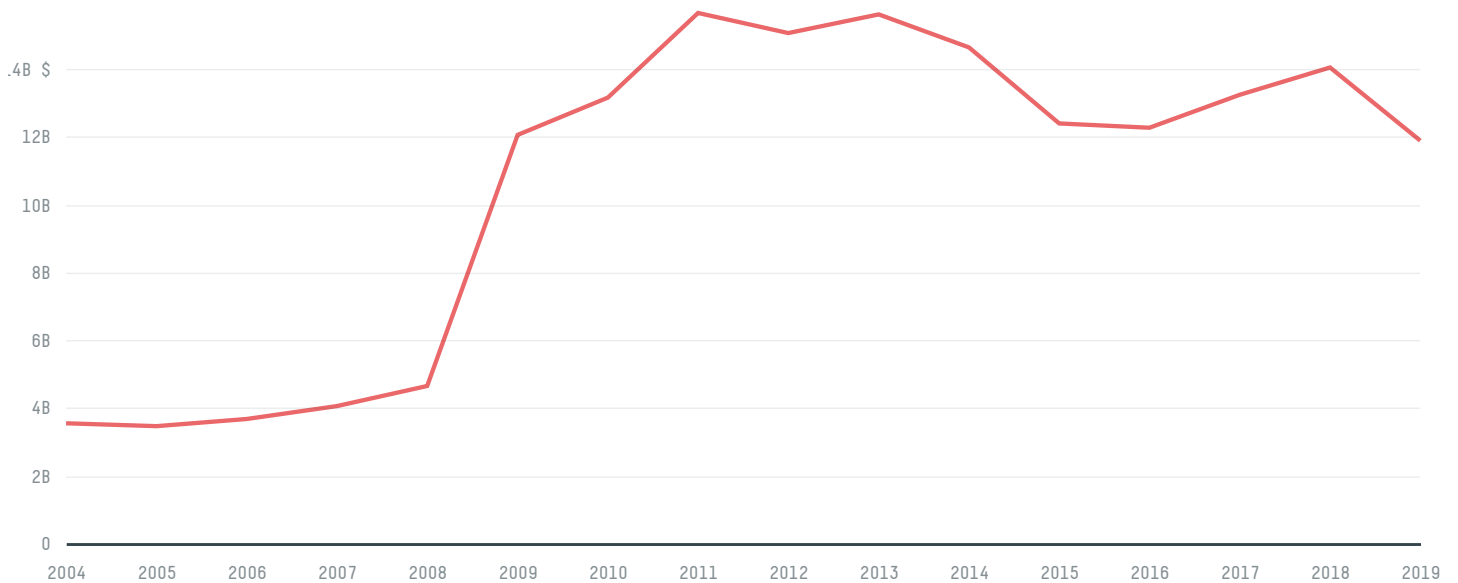
AGRICULTURAL LAND AREA	FORESTED LAND AREA
127,170	93,508

ITALY is the world's 71st largest country by land mass, 23rd largest by population size and is the world's 8th largest economy (by GDP). Forests make up 32% of its land mass and agricultural areas, 43%. It's placement in the Human Development Index is 0.883. ITALY is a signatory to NYDF ENDORSER and ADP SIGNATORY.

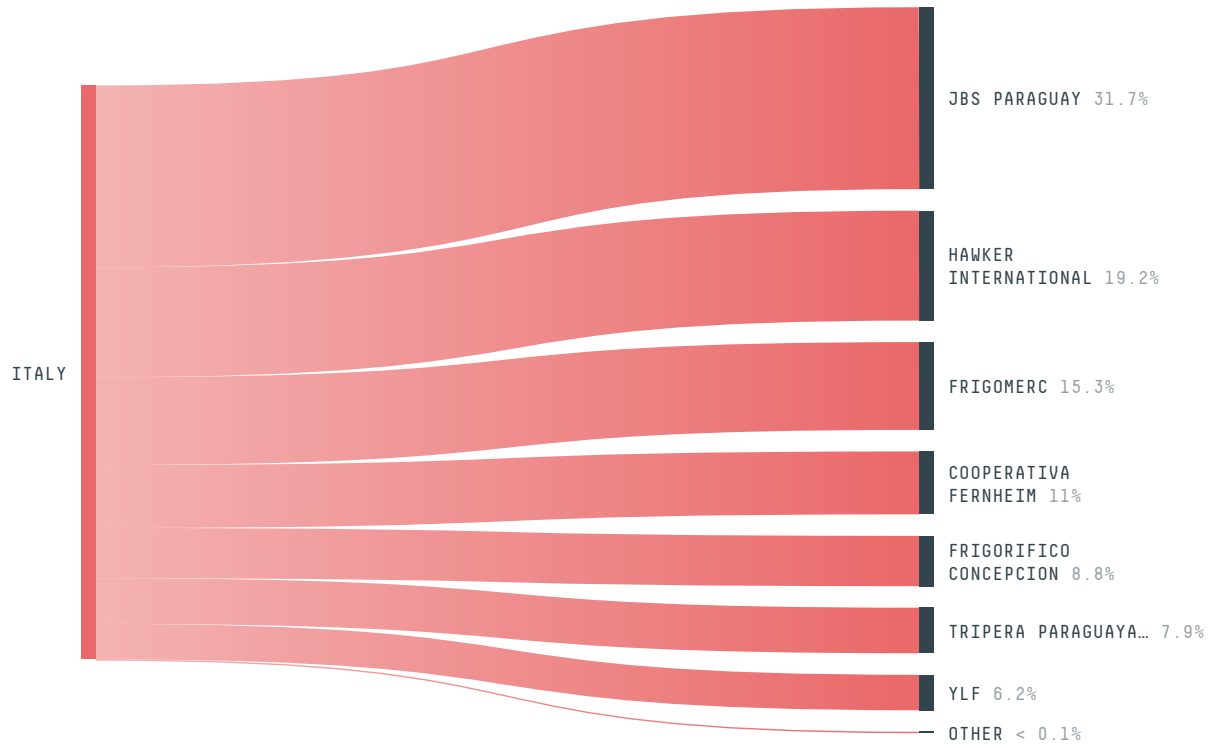
TOP IMPORTS IN 2018

COMMODITY	WORLD IMPORT RANKING	PRODUCTION	IMPORTS	VALUE
SUGARCANE	8	0	12,249,798,398	743,611,460
CORN	6	6,179,035	5,990,379,047.3	1,283,329,194
WOOD PULP	4	-	3,332,916,867	2,515,415,496
PORK	2	1,470,671	974,181,718.1	2,244,613,036
COFFEE	3	0	631,599,440.5	1,785,836,428
BEEF	11	786,890	484,110,306	4,026,996,959
COCOA	10	0	204,121,677	660,988,589
COTTON	11	0	157,704,583	118,465,562
SHRIMP	7	4.6	72,663,736	574,002,599
PALM KERNEL	11	-	54,826,909	70,297,854
CHICKEN	19	972,836	6,983,153.9	18,295,506
SOY	59	1,138,993	3,459,977.2	4,316,716
PALM OIL	-	-	-	-

IMPORT TRAJECTORY OF ITALY



TOP EXPORT TRADERS OF BEEF IN ITALY IN 2018

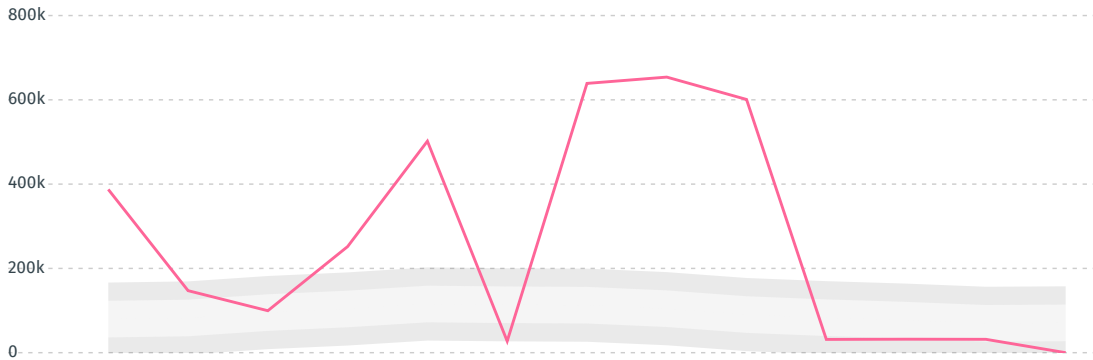


TOP EXPORT COUNTRIES OF BEEF TO ITALY IN 2018



DEFORESTATION ALERTS IN PARAGUAY

There were **0** GLAD alerts reported in the week of the **18th of January 2021**. This was **low** compared to the same week in previous years.



Caution: GLAD alerts from the last six months are preliminary. Revisions are made as unconfirmed alerts are removed from the data and alert totals are finalized six months after posting. Source: **Global Forest Watch**

Trase is a partnership between



In collaboration with



and many other organizations and individuals.

Donors



[Terms of Use](#) · [Privacy policy](#) · [Cookie policy](#) · [Contact us](#)