



trase

## ISRAEL (importer)

ACTIVITY	COMMODITY	YEAR
<b>Importer</b>	<b>Beef</b>	<b>2018</b>

POPULATION	GDP	LAND AREA
<b>8,882,800</b>	<b>370,587,977,125.7</b>	<b>21,640</b>

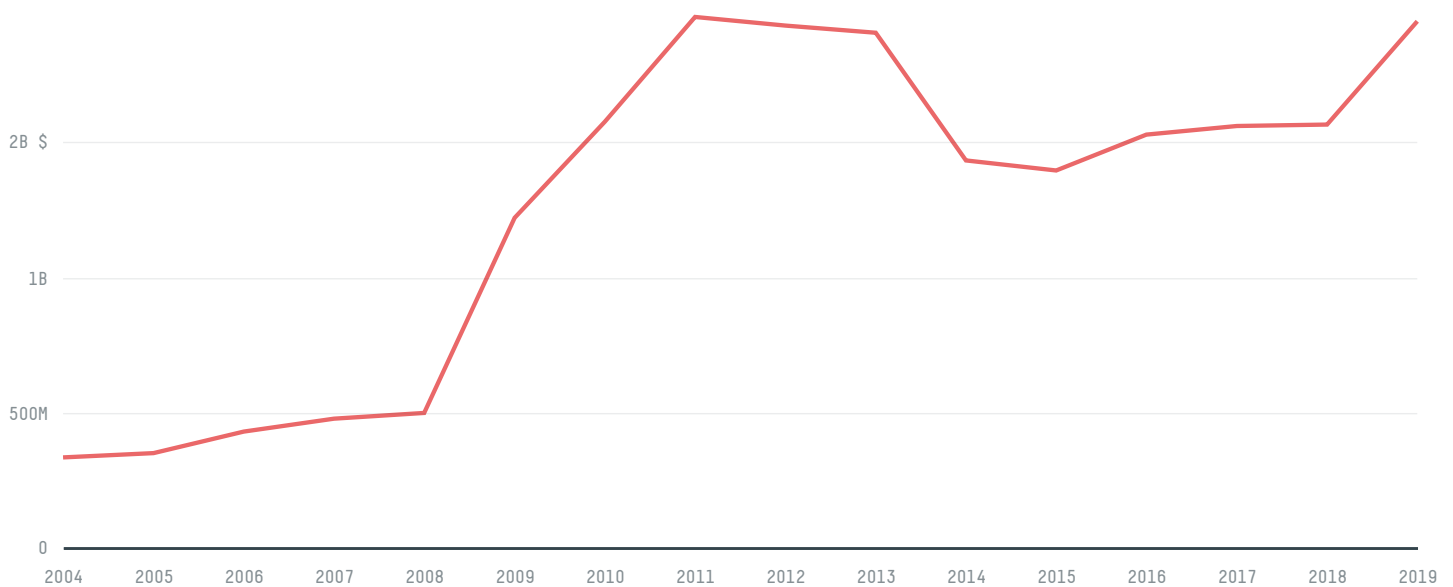
AGRICULTURAL LAND AREA	FORESTED LAND AREA
<b>5,320</b>	<b>1,672</b>

ISRAEL is the world's 147th largest country by land mass, 96th largest by population size and is the world's 33rd largest economy (by GDP). Forests make up 8% of its land mass and agricultural areas, 25%. It's placement in the Human Development Index is 0.906. ISRAEL is a signatory to NYDF ENDORSER and ADP SIGNATORY.


## TOP IMPORTS IN 2018

COMMODITY	WORLD IMPORT RANKING	PRODUCTION	IMPORTS	VALUE
SUGARCANE	51	0	1,617,921,279.1	113,759,000
CORN	19	81,930	1,549,689,474.2	351,378,000
WOOD PULP	32	-	169,219,870	135,323,000
BEEF	26	122,368	131,312,752	750,432,000
COFFEE	45	0	30,778,660	135,878,000
COCOA	39	0	14,765,662	53,464,000
SOY	60	0	3,394,631.5	3,409,000
PALM KERNEL	41	-	2,424,081	3,302,000
SHRIMP	55	0	1,456,285	13,912,000
COTTON	96	23,300	307,074.4	429,000
PORK	141	13,323	1,724.8	173,000
PALM OIL	-	-	-	-
CHICKEN	114	546,715	0	4,030,000

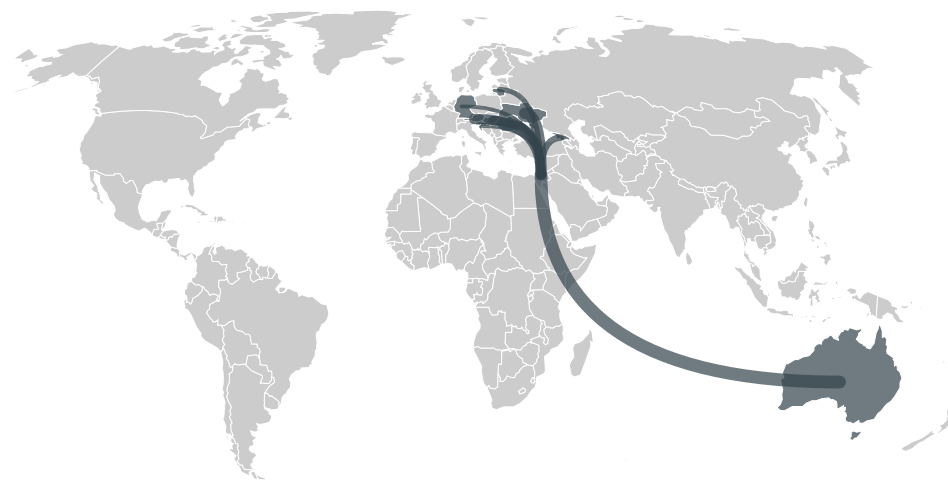
## IMPORT TRAJECTORY OF ISRAEL



## TOP EXPORT TRADERS OF BEEF IN ISRAEL IN 2018



## TOP EXPORT COUNTRIES OF BEEF TO ISRAEL IN 2018



AUSTRALIA 22.4%

UKRAINE 18.6%

AUSTRIA 14.7%

HUNGARY 12.1%

ROMANIA 11%

GEORGIA 10.7%

LITHUANIA 5.4%

GERMANY 4.1%

CROATIA 0.9%

SLOVENIA < 0.1%

Trase is a partnership between

 Stockholm Environment Institute

 Global Canopy Programme

In collaboration with

 vizzuality

 The European Forest Institute

and many other organizations and individuals.

Donors

 The Global Environment Facility

 WWF

 Europe

 Gordon and Betty Moore Foundation

 The Nature Conservancy

 Department for International Development

 Formas

 Norway's International Climate and Forest Initiative (NICFI)

[Terms of Use](#) · [Privacy policy](#) · [Cookie policy](#) · [Contact us](#)