



# trase

## ECUADOR (importer)

ACTIVITY	COMMODITY	YEAR
<b>Importer</b>	<b>Beef</b>	<b>2017</b>

POPULATION	GDP	SURFACE AREA
<b>16,785,361</b>	<b>104,295,862,000</b>	<b>256,370</b>

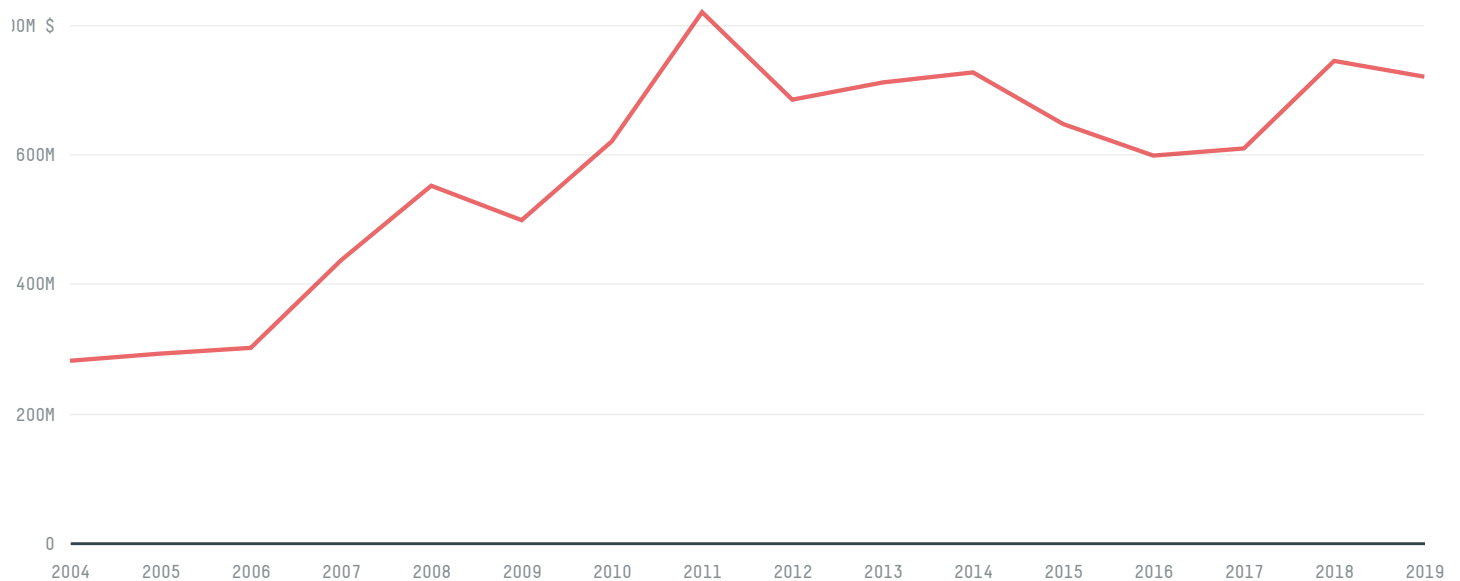
AGRICULTURAL LAND AREA	FORESTED LAND AREA
<b>55,160</b>	<b>124,691.5</b>

ECUADOR is the world's 75th largest country by area, 67th largest by population size and is the world's 61st largest economy (by GDP). Forests make up 49% of its area, and agriculture 22%. It's placement in the Human Development Index is 0.757. ECUADOR is a signatory to NYDF ENDORSER and ADP SIGNATORY.


## TOP IMPORTS IN 2017

COMMODITY	WORLD IMPORT RANKING	PRODUCTION	IMPORTS	VALUE
SOY	32	35,006	970,704,789.6	423,154,909
SUGARCANE	106	9,030,074	221,020,229.7	54,468,939
CORN	71	1,436,106	104,537,645	53,554,364
COTTON	37	3,660	13,352,454.9	22,817,889
COFFEE	81	7,564	5,304,987.8	22,738,736
BEEF	106	216,496	2,899,151.4	8,804,900
CHICKEN	118	338,000	2,609,884.1	16,999,669
WOOD PULP	56	-	1,731,735	1,249,677
PALM KERNEL	77	-	262,940	329,945
PALM OIL	142	-	126,941.1	212,231
COCOA	113	205,955	101,137	381,634
SHRIMP	140	440,000	39	359

## IMPORT TRAJECTORY OF ECUADOR



## TOP EXPORT TRADERS OF BEEF IN ECUADOR IN 2017

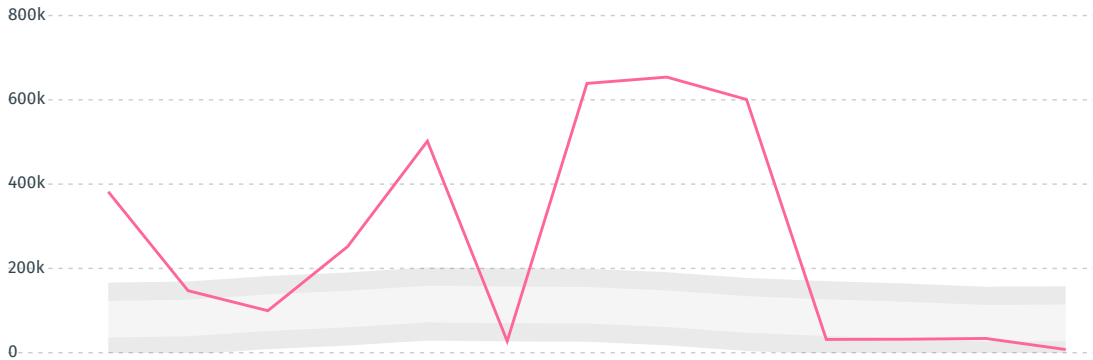


## TOP EXPORT COUNTRIES OF BEEF TO ECUADOR IN 2017



DEFORESTATION ALERTS IN PARAGUAY

There were **7,533** GLAD alerts reported in the week of the **18th of January 2021**. This was **low** compared to the same week in previous years.



Caution: GLAD alerts from the last six months are preliminary. Revisions are made as unconfirmed alerts are removed from the data and alert totals are finalized six months after posting. Source: **Global Forest Watch**

Trase is a partnership between



In collaboration with



and many other organizations and individuals.

Donors



[Terms of Use](#) · [Privacy policy](#) · [Cookie policy](#) · [Contact us](#)