



trase

## COLOMBIA (importer)

ACTIVITY	COMMODITY	YEAR
<b>Importer</b>	<b>Beef</b>	<b>2018</b>

POPULATION	GDP	SURFACE AREA
<b>49,661,056</b>	<b>333,568,923,004.5</b>	<b>1,141,749</b>

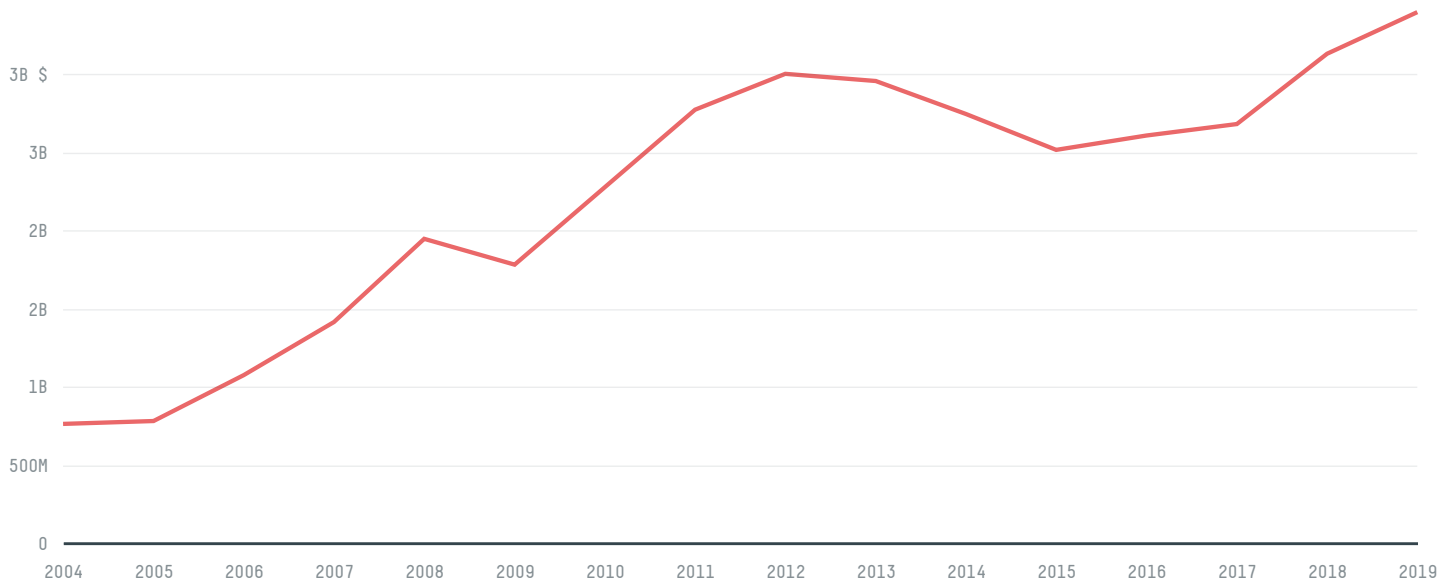
AGRICULTURAL LAND AREA	FORESTED LAND AREA
<b>446,656</b>	<b>584,750.2</b>

COLOMBIA is the world's 24th largest country by area, 29th largest by population size and is the world's 39th largest economy (by GDP). Forests make up 51% of its area, and agriculture 39%. It's placement in the Human Development Index is 0.761. COLOMBIA is a signatory to NYDF ENDORSER and ADP SIGNATORY.

## TOP IMPORTS IN 2018

COMMODITY	WORLD IMPORT RANKING	PRODUCTION	IMPORTS	VALUE
CORN	7	1,388,246	5,417,539,536.4	1,054,299,585
SUGARCANE	36	36,276,860	3,208,621,810.1	199,605,954
SOY	19	77,000	2,384,509,338.1	1,045,784,858
PALM OIL	29	-	314,077,870.5	210,414,614
CHICKEN	39	1,592,830	92,815,978.8	102,117,968
COFFEE	29	720,634	63,222,032	116,800,783
COTTON	26	74,247	26,222,390	50,345,752
PALM KERNEL	22	-	18,859,380	16,993,193
WOOD PULP	36	-	15,151,980	13,749,240
BEEF	84	885,929	10,956,252.2	33,305,788
SHRIMP	33	5,397	6,589,082	39,111,902
COCOA	60	52,743	4,725,214	10,676,740

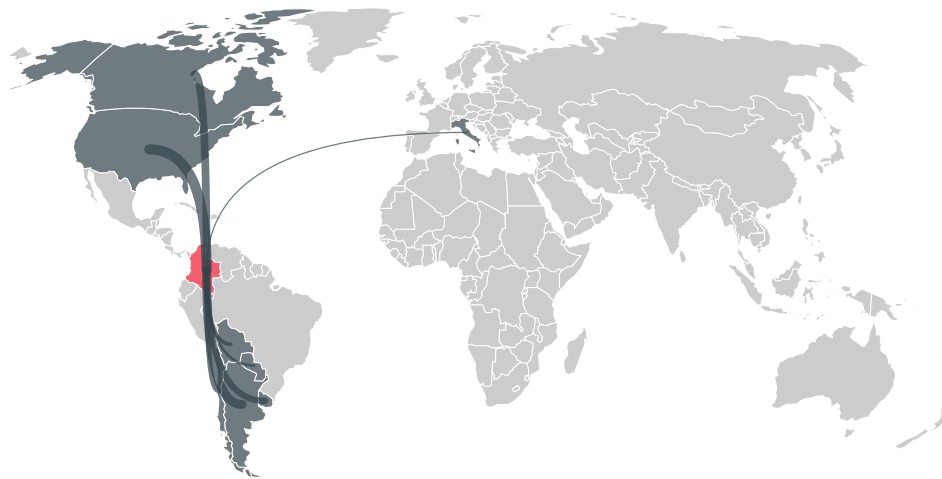
## IMPORT TRAJECTORY OF COLOMBIA



## TOP EXPORT TRADERS OF BEEF IN COLOMBIA IN 2018



## TOP EXPORT COUNTRIES OF BEEF TO COLOMBIA IN 2018



Country	Percentage
UNITED STATES	77%
ARGENTINA	10.4%
CANADA	10.3%
URUGUAY	1.4%
CHILE	0.9%
BOLIVIA	< 0.1%
PARAGUAY	< 0.1%
ITALY	< 0.1%


Trase is a partnership between

 Stockholm Environment Institute

 Global Canopy Programme

In collaboration with

 vizzuality

 The European Forest Institute

and many other organizations and individuals.

Donors

 The Global Environment Facility

 WWF

 Europe

 Gordon and Betty Moore Foundation

 The Nature Conservancy

 Department for International Development

 Formas

 Norway's International Climate and Forest Initiative (NICFI)

[Terms of Use](#) · [Privacy policy](#) · [Cookie policy](#) · [Contact us](#)