



trase

NETHERLANDS (importer)

ACTIVITY	COMMODITY	YEAR
Importer	Cocoa	2019

POPULATION	GDP	LAND AREA
17,332,850	907,050,863,145.1	33,690

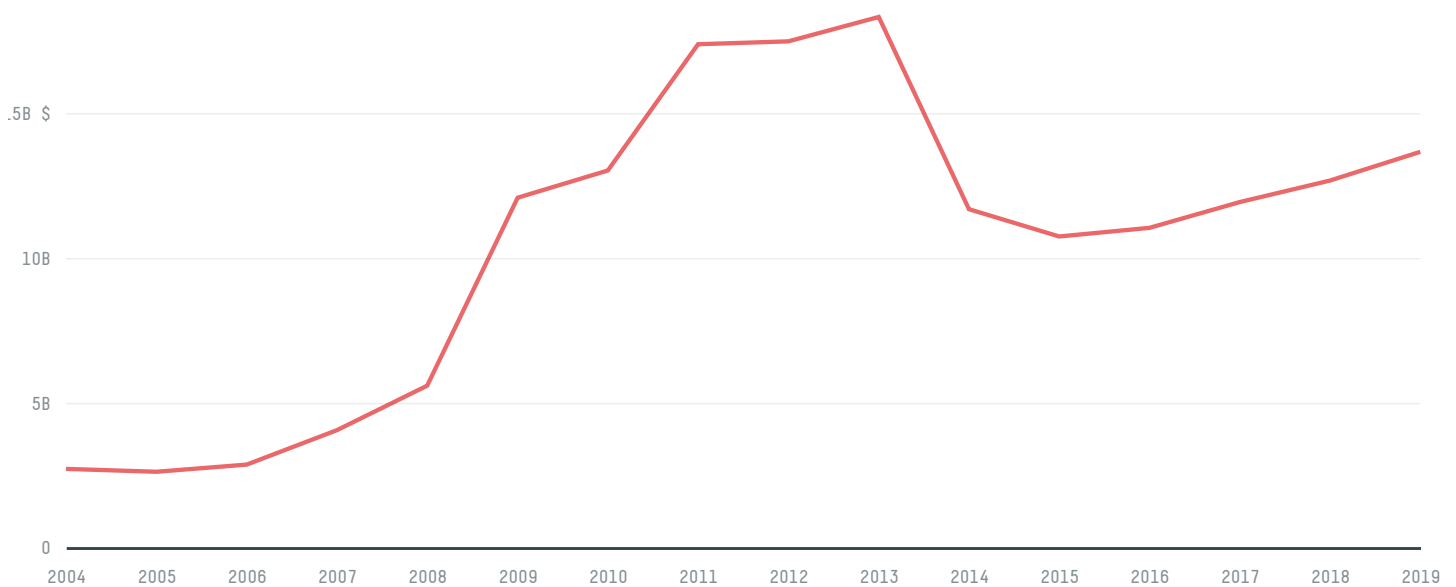
AGRICULTURAL LAND AREA	FORESTED LAND AREA
17,960	3,766

NETHERLANDS is the world's 132nd largest country by land mass, 66th largest by population size and is the world's 17th largest economy (by GDP). Forests make up 11% of its land mass and agricultural areas, 53%. NETHERLANDS is a signatory to NYDF ENDORSER and ADP SIGNATORY.

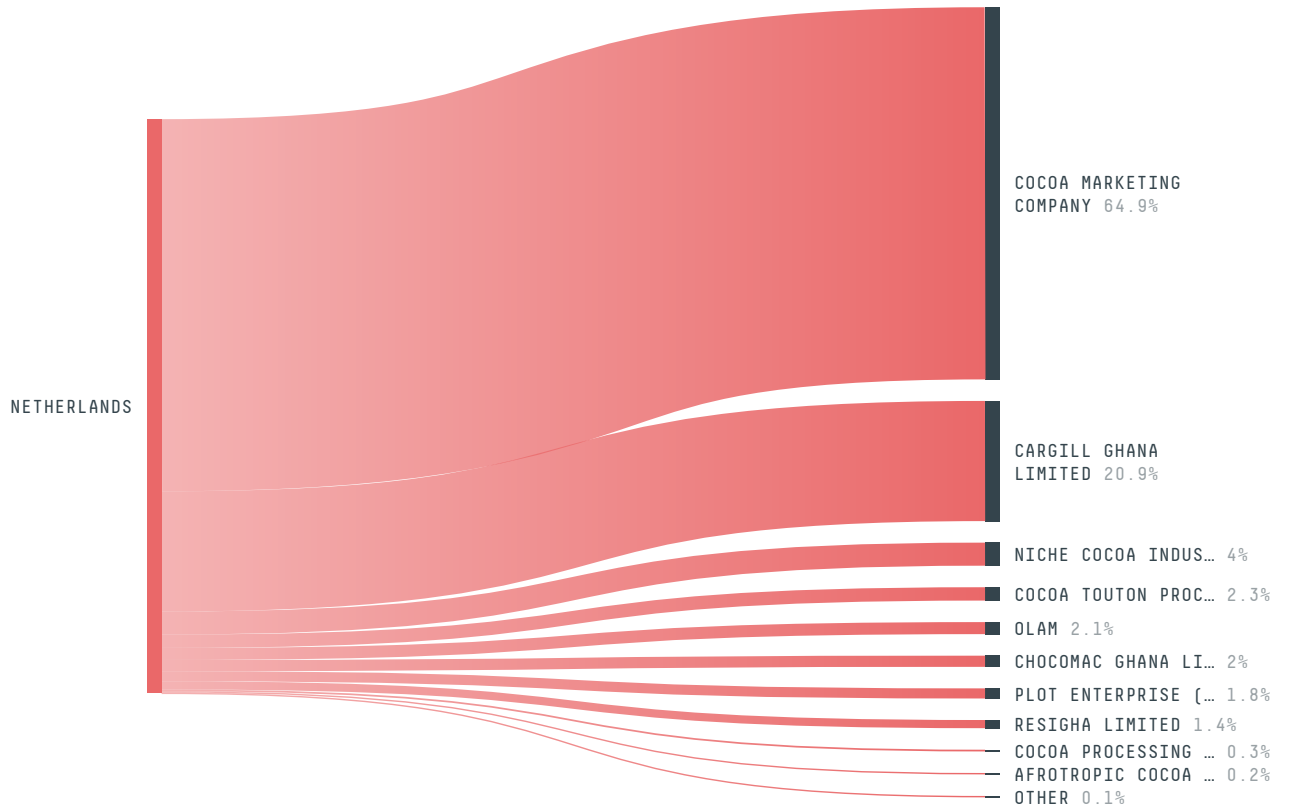
TOP IMPORTS IN 2019

COMMODITY	WORLD IMPORT RANKING	PRODUCTION	IMPORTS	VALUE
SOY	3	-	6,950,889,016	2,619,799,981
CORN	6	-	6,502,252,691.7	1,425,181,986
SUGARCANE	17	-	5,353,732,750.7	255,096,300
PALM OIL	2	-	2,468,103,550	1,429,153,468
WOOD PULP	7	-	1,378,593,710	883,115,815
COCOA	1	-	1,321,298,943	3,386,498,928
BEEF	13	-	315,982,696.9	1,865,292,638
COFFEE	10	-	315,048,393.8	1,285,868,218
SHRIMP	9	-	51,322,991	386,577,890
PORK	22	-	43,070,414	116,654,685
COTTON	50	-	3,337,675	6,837,321
PALM KERNEL	-	-	-	-
CHICKEN	-	-	-	-

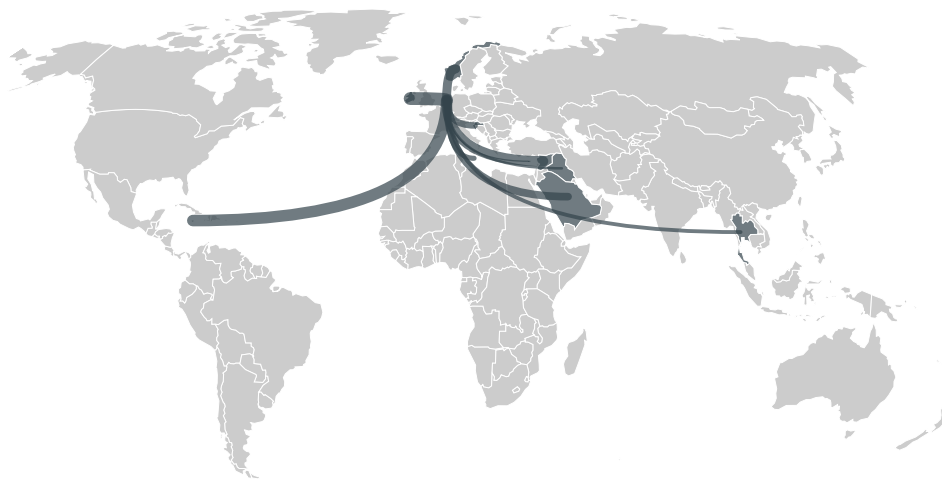
IMPORT TRAJECTORY OF NETHERLANDS



TOP EXPORT TRADERS OF COCOA IN NETHERLANDS IN 2019



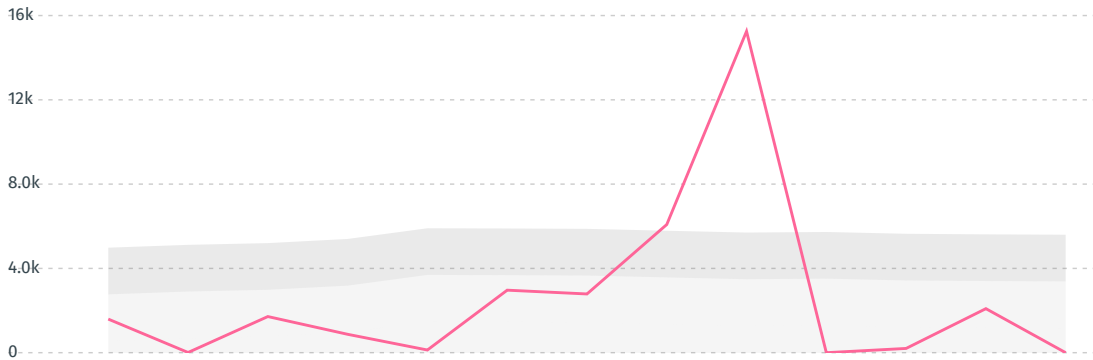
TOP EXPORT COUNTRIES OF COCOA TO NETHERLANDS IN 2019



Country	Percentage
IRELAND	43.5%
JAMAICA	13%
SYRIA	12%
NORWAY	10.6%
SAUDI ARABIA	7.2%
CROATIA	5.7%
MALTA	5.2%
THAILAND	1.7%
IRAQ	0.8%
CYPRUS	0.2%


DEFORESTATION ALERTS IN GHANA

There were **0** GLAD alerts reported in the week of the **18th of January 2021**. This was **normal** compared to the same week in previous years.

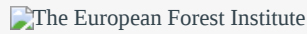
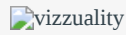


Caution: GLAD alerts from the last six months are preliminary. Revisions are made as unconfirmed alerts are removed from the data and alert totals are finalized six months after posting. Source: **Global Forest Watch**

Trase is a partnership between



In collaboration with



and many other organizations and individuals.

Donors



[Terms of Use](#) · [Privacy policy](#) · [Cookie policy](#) · [Contact us](#)