



trase

OMAN (importer)

ACTIVITY	COMMODITY	YEAR
Importer	Cocoa	2018

POPULATION	GDP	SURFACE AREA
4,829,483	79,788,768,968.9	309,500

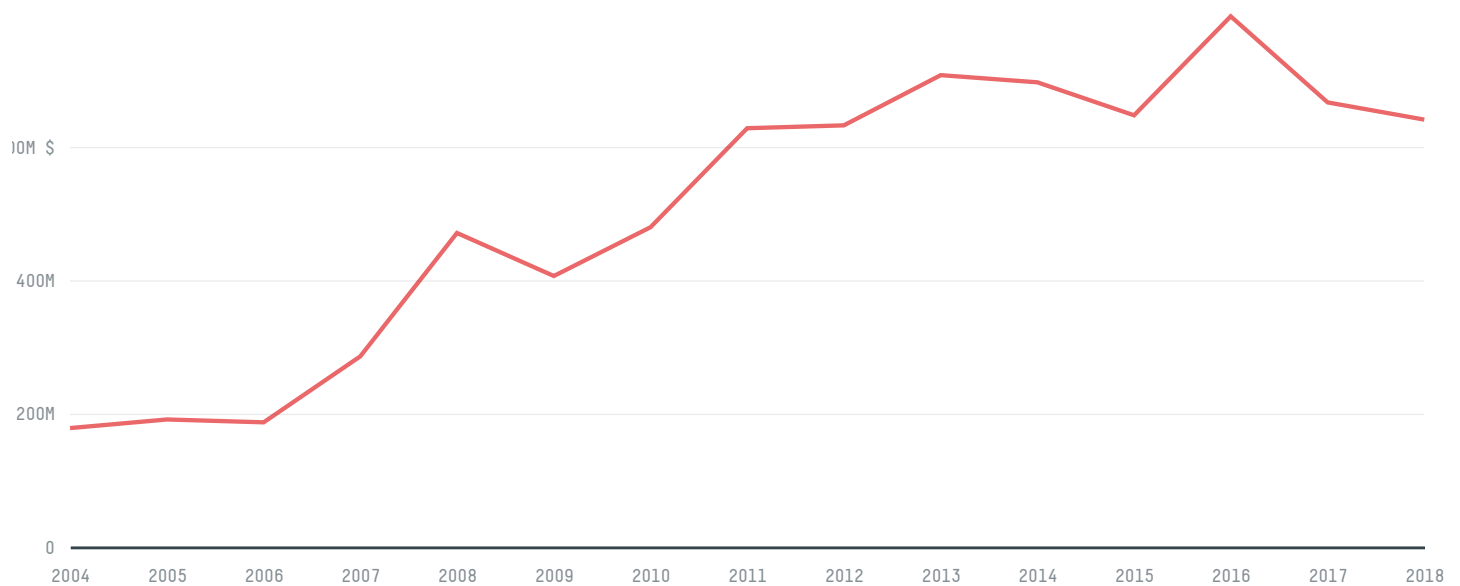
AGRICULTURAL LAND AREA	FORESTED LAND AREA
14,360	20

OMAN is the world's 69th largest country by area, 122nd largest by population size and is the world's 69th largest economy (by GDP). Forests make up 0% of its area, and agriculture 5%. It's placement in the Human Development Index is 0.834. OMAN is a signatory to NYDF ENDORSER and ADP SIGNATORY.


TOP IMPORTS IN 2018

COMMODITY	WORLD IMPORT RANKING	PRODUCTION	IMPORTS	VALUE
SUGARCANE	75	1,190	826,785,325.7	51,252,194
CORN	47	8,827	248,366,003.9	74,931,746
PALM OIL	38	-	190,509,197.1	116,569,759
CHICKEN	32	6,561	119,686,162.8	193,392,344
SOY	73	0	110,666,487.7	51,218,835
BEEF	53	14,738	28,044,658.5	106,590,779
COFFEE	71	0	9,304,219.8	29,556,766
COTTON	59	0	4,022,739	903,010
SHRIMP	46	0	3,010,014	13,599,674
COCOA	95	0	274,143	971,758
PORK	129	0	164,450	619,169

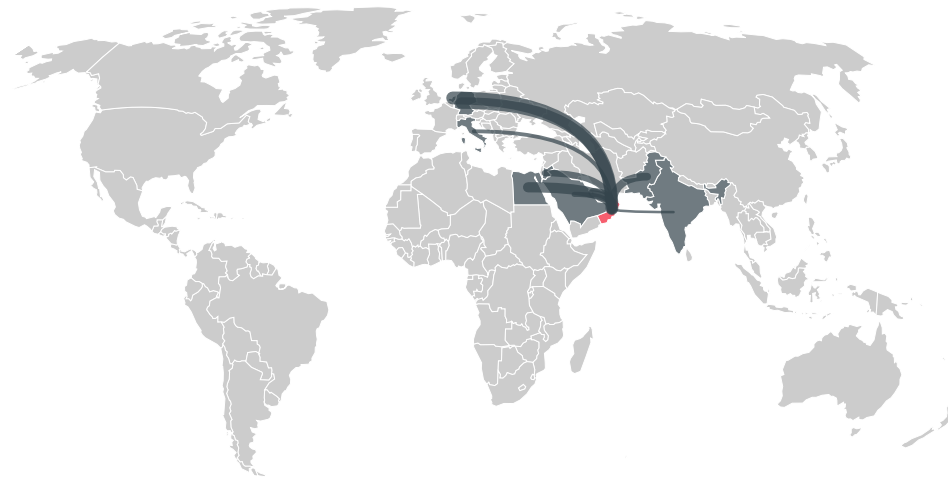
IMPORT TRAJECTORY OF OMAN



TOP EXPORT TRADERS OF COCOA IN OMAN IN 2018




TOP EXPORT COUNTRIES OF COCOA TO OMAN IN 2018




Country	Percentage
NETHERLANDS	50%
GERMANY	29%
EGYPT	9.7%
QATAR	6.5%
PAKISTAN	2.5%
JORDAN	1.2%
SAUDI ARABIA	0.7%
ITALY	0.3%
INDIA	0.2%
BAHRAIN	< 0.1%


Trase is a partnership between

 Stockholm Environment Institute

 Global Canopy Programme

In collaboration with

 vizzuality

 The European Forest Institute

and many other organizations and individuals.

Donors

 The Global Environment Facility

 WWF

 Europe

 Gordon and Betty Moore Foundation

 The Nature Conservancy

 Department for International Development

 Formas

 Norway's International Climate and Forest Initiative (NICFI)

[Terms of Use](#) · [Privacy policy](#) · [Cookie policy](#) · [Contact us](#)