



trase

MALAYSIA (importer)

ACTIVITY	COMMODITY	YEAR
Importer	Cocoa	2019

POPULATION	GDP	SURFACE AREA
31,949,777	364,681,367,531.7	330,345

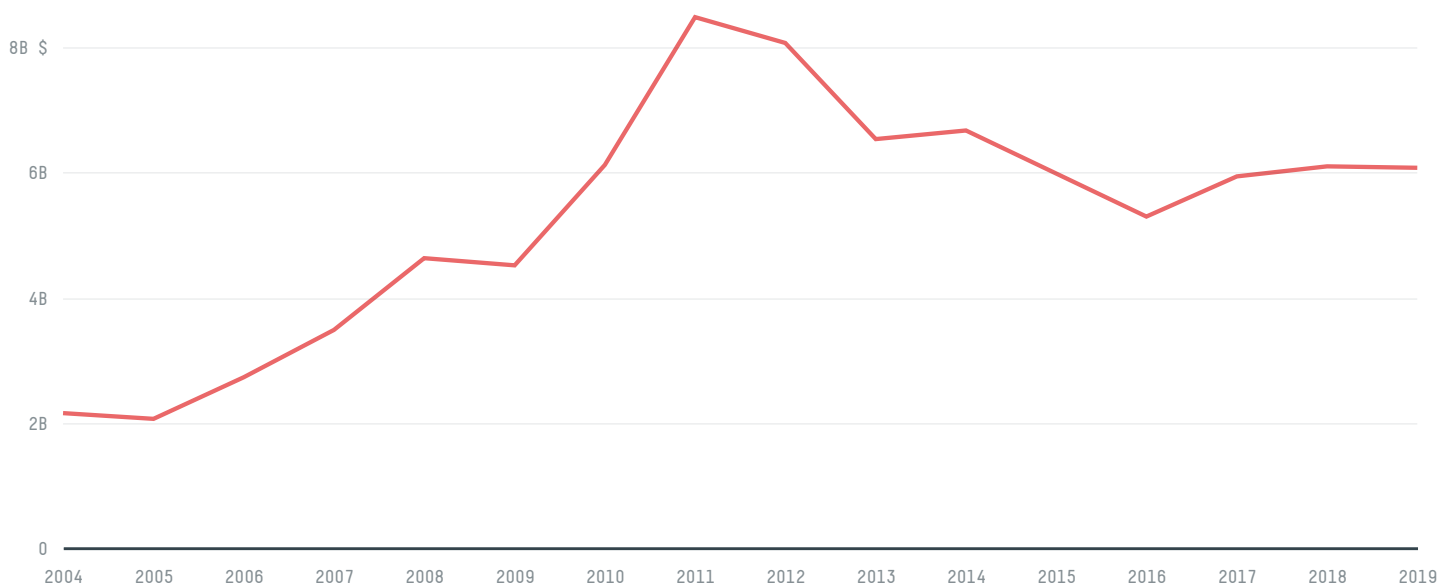
AGRICULTURAL LAND AREA	FORESTED LAND AREA
86,270	222,092

MALAYSIA is the world's 66th largest country by area, 44th largest by population size and is the world's 35th largest economy (by GDP). Forests make up 67% of its area, and agriculture 26%. MALAYSIA is a signatory to NYDF ENDORSER and ADP SIGNATORY.

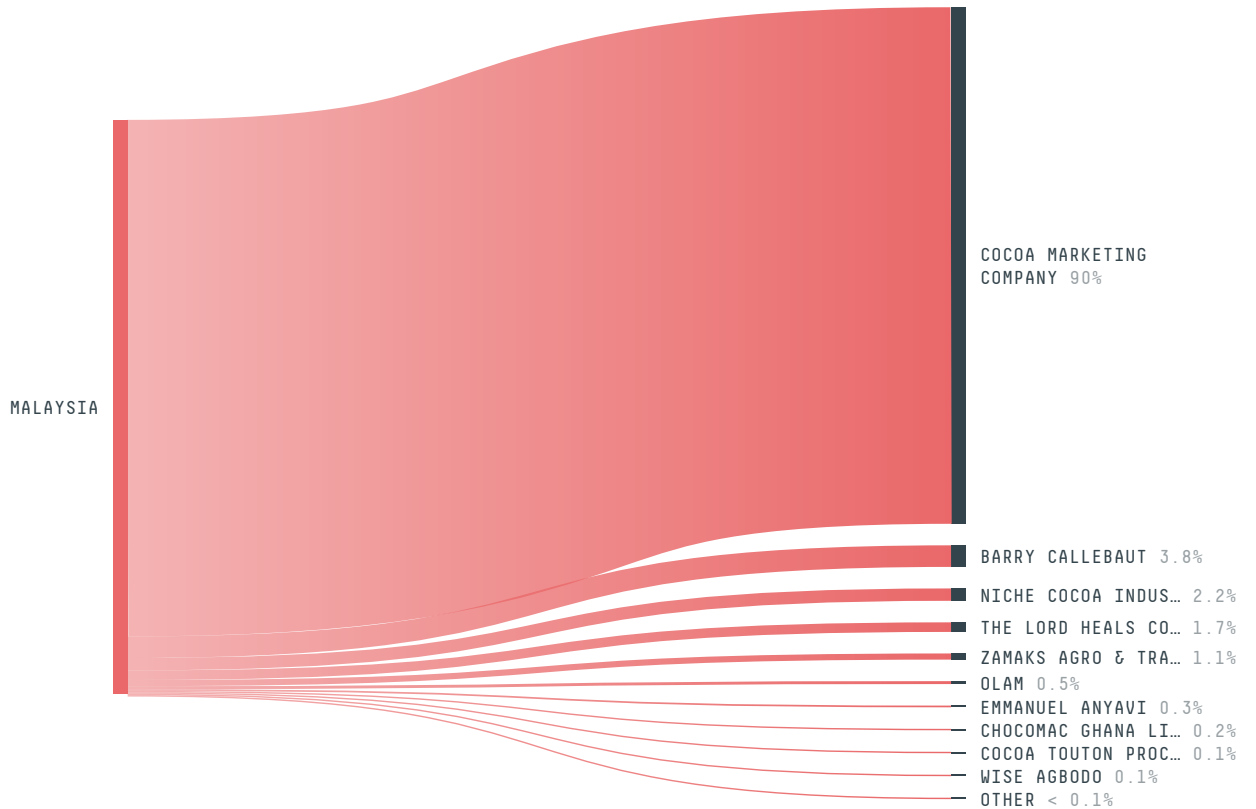
TOP IMPORTS IN 2019

COMMODITY	WORLD IMPORT RANKING	PRODUCTION	IMPORTS	VALUE
SUGARCANE	11	-	14,655,452,993.6	643,606,029
CORN	11	-	4,199,263,421.6	938,726,004
SOY	20	-	2,297,238,567.8	903,242,934
PALM OIL	10	-	1,077,955,131.1	549,340,406
WOOD PULP	21	-	439,672,324	328,360,324
COCOA	5	-	426,979,872	968,078,280
COTTON	8	-	221,048,519.6	303,305,469
BEEF	18	-	214,367,764.4	524,306,897
COFFEE	16	-	141,982,137.3	373,502,273
CHICKEN	41	-	73,707,101	175,185,205
SHRIMP	18	-	32,515,962	120,798,408
PORK	49	-	21,096,698	59,971,212

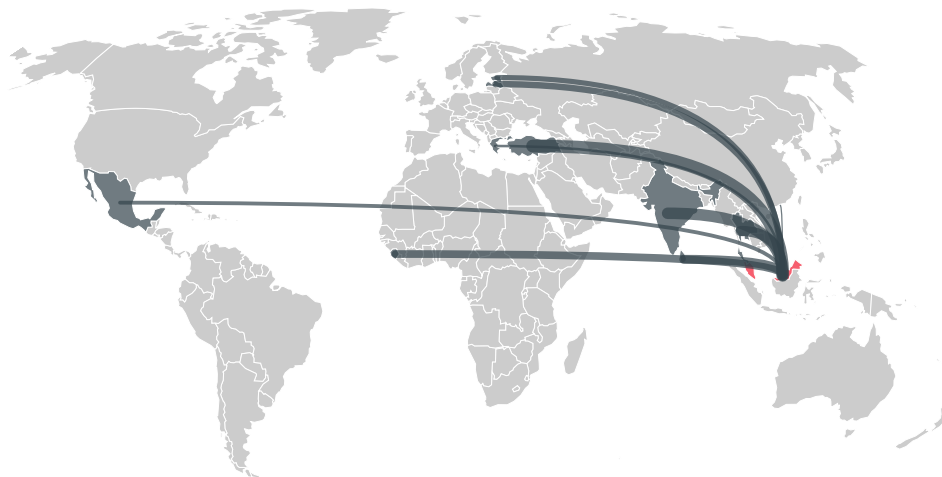
IMPORT TRAJECTORY OF MALAYSIA



TOP EXPORT TRADERS OF COCOA IN MALAYSIA IN 2019



TOP EXPORT COUNTRIES OF COCOA TO MALAYSIA IN 2019



TURKEY 24.7%

INDIA 19.5%

THAILAND 18.5%

SRI LANKA 16.8%

SIERRA LEONE 14%

ESTONIA 2.6%

LATVIA 2.6%

MEXICO 0.6%

GREECE 0.5%

CHINA (HONG KONG) < 0.1%




[For more info](#)


[EXPLORE ON GFW](#)

Trase is a partnership between

 Stockholm Environment Institute

 Global Canopy Programme

In collaboration with

 vizzuality

 The European Forest Institute

and many other organizations and individuals.

Donors

 The Global Environment Facility

 WWF

 Europe

 Gordon and Betty Moore Foundation

 The Nature Conservancy

 Department for International Development

 Formas

 Norway's International Climate and Forest Initiative (NICFI)

[Terms of Use](#) · [Privacy policy](#) · [Cookie policy](#) · [Contact us](#)