



trase

SOUTH KOREA (importer)

ACTIVITY	COMMODITY	YEAR
Importer	Cocoa	2019

POPULATION	GDP	SURFACE AREA
51,709,098	1,646,739,219,509.9	100,339

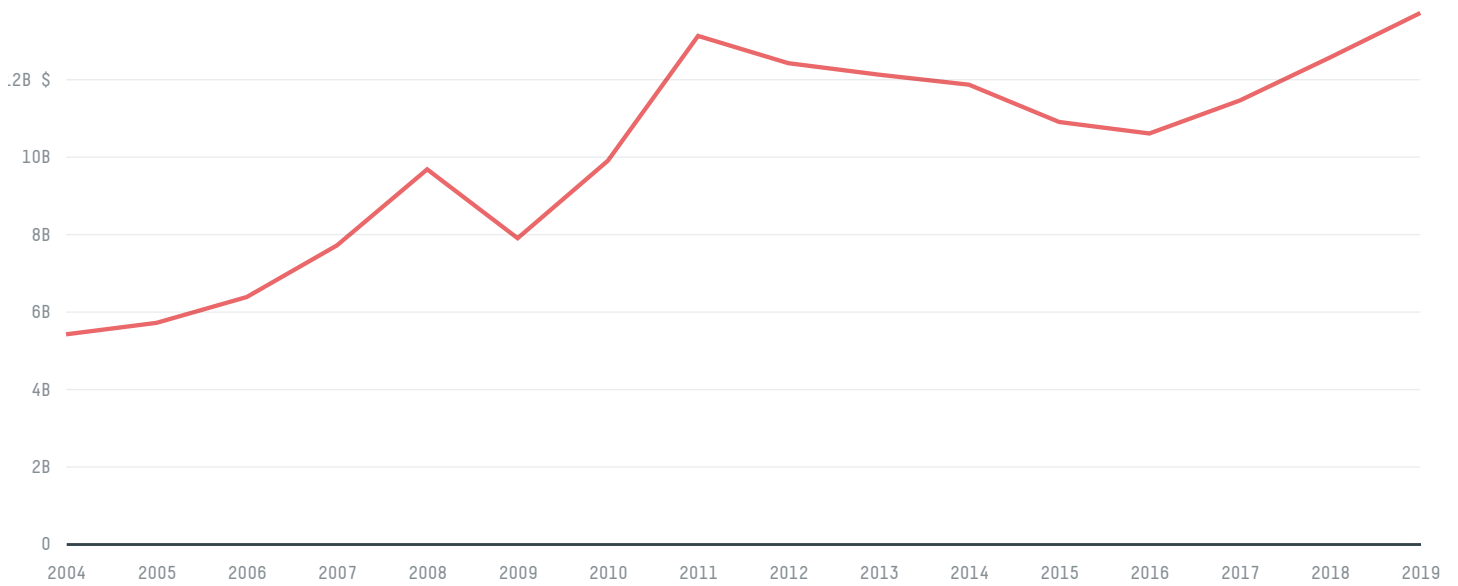
AGRICULTURAL LAND AREA	FORESTED LAND AREA
17,008	61,764

SOUTH KOREA is the world's 106th largest country by area, 28th largest by population size and is the world's 12th largest economy (by GDP). Forests make up 62% of its area, and agriculture 17%. SOUTH KOREA is a signatory to NYDF ENDORSER and ADP SIGNATORY.

TOP IMPORTS IN 2019

COMMODITY	WORLD IMPORT RANKING	PRODUCTION	IMPORTS	VALUE
SUGARCANE	9	-	20,740,551,941.3	942,775,849
CORN	3	-	11,417,868,967.1	2,377,379,815
SOY	13	-	3,577,065,597.7	1,571,381,809
WOOD PULP	5	-	2,227,893,037	1,421,491,862
PALM OIL	16	-	678,114,210	348,711,983
BEEF	6	-	628,683,134.3	3,287,740,997
PORK	8	-	535,026,899.1	1,650,619,234
COTTON	7	-	308,018,397	310,609,752
CHICKEN	18	-	190,524,560	454,808,161
COFFEE	15	-	182,391,859.8	756,285,519
SHRIMP	6	-	78,969,741	492,933,819
COCOA	30	-	20,389,965	65,816,075
PALM KERNEL	29	-	10,183,148	8,958,728

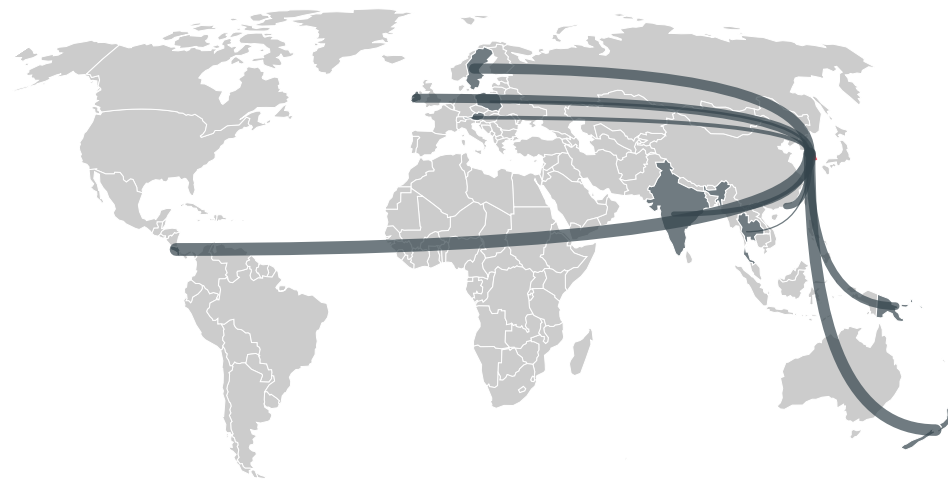
IMPORT TRAJECTORY OF SOUTH KOREA



TOP EXPORT TRADERS OF COCOA IN SOUTH KOREA IN 2019



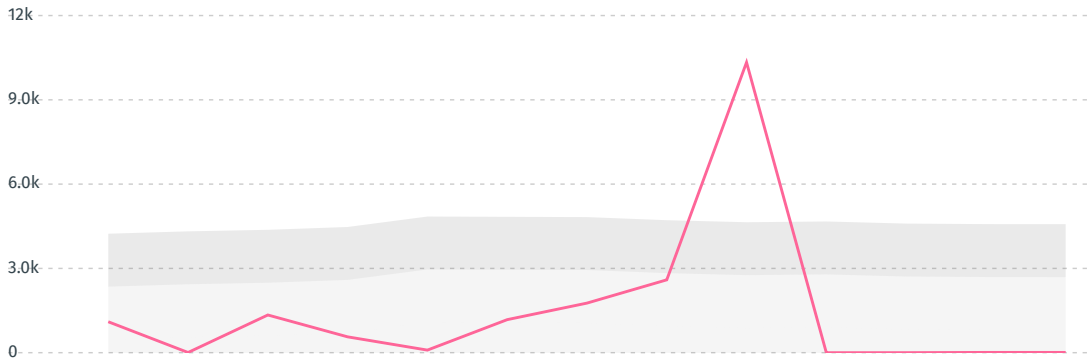
TOP EXPORT COUNTRIES OF COCOA TO SOUTH KOREA IN 2019



Country	Percentage
IRELAND	18.2%
SWEDEN	18.2%
NEW ZEALAND	18.2%
COSTA RICA	18.2%
INDIA	9.1%
CHINA (HONG KONG)	9.1%
PAPUA NEW GUINEA	9.1%
THAILAND	< 0.1%
POLAND	< 0.1%
AUSTRIA	< 0.1%

DEFORESTATION ALERTS IN GHANA

There were **10** GLAD alerts reported in the week of the **18th of January 2021**. This was **normal** compared to the same week in previous years.



Caution: GLAD alerts from the last six months are preliminary. Revisions are made as unconfirmed alerts are removed from the data and alert totals are finalized six months after posting. Source: **Global Forest Watch**

Trase is a partnership between



In collaboration with



and many other organizations and individuals.

Donors



[Terms of Use](#) · [Privacy policy](#) · [Cookie policy](#) · [Contact us](#)