



trase

KENYA (importer)

ACTIVITY	COMMODITY	YEAR
Importer	Cocoa	2019

POPULATION	GDP	LAND AREA
52,573,973	95,503,088,538.1	569,140

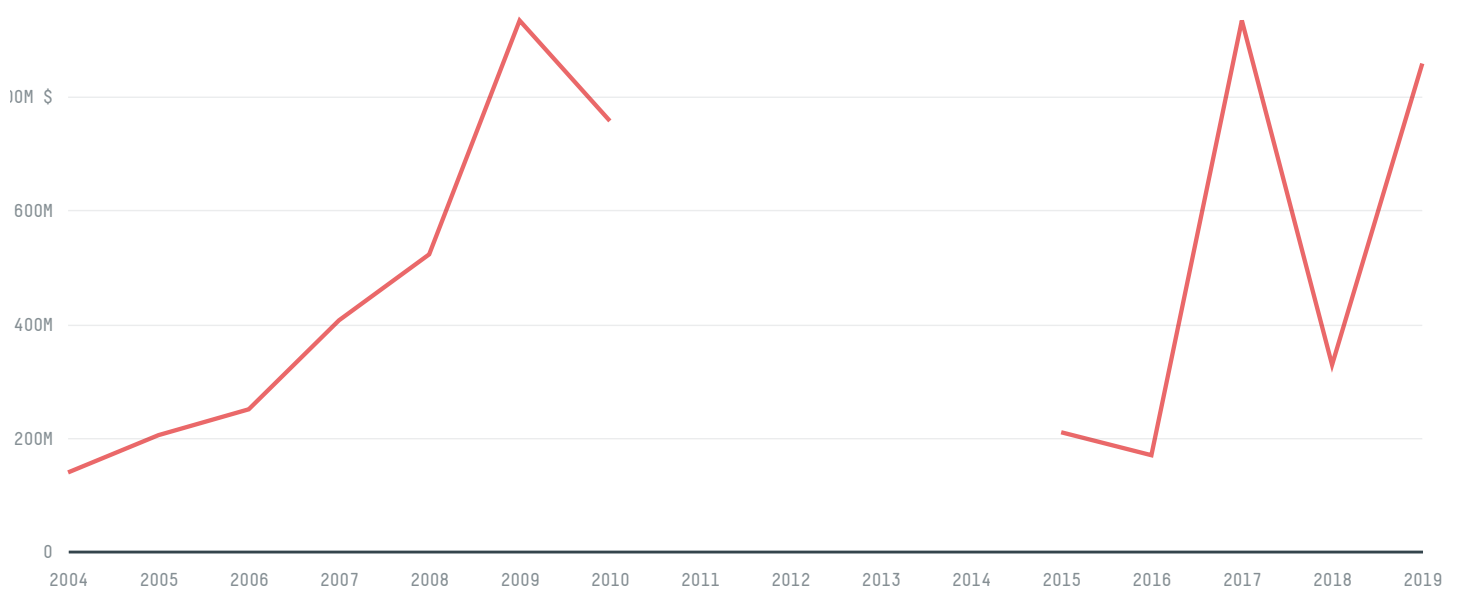
AGRICULTURAL LAND AREA	FORESTED LAND AREA
276,300	44,496

KENYA is the world's 44th largest country by land mass, 27th largest by population size and is the world's 63rd largest economy (by GDP). Forests make up 8% of its land mass and agricultural areas, 49%. KENYA is a signatory to NYDF ENDORSER and ADP SIGNATORY.

TOP IMPORTS IN 2019

COMMODITY	WORLD IMPORT RANKING	PRODUCTION	IMPORTS	VALUE
SUGARCANE	25	-	3,346,030,199.7	222,119,576
PALM OIL	5	-	856,213,154	476,680,349
CORN	48	-	260,134,405.7	75,745,555
SOY	77	-	83,620,611.2	48,881,435
WOOD PULP	67	-	7,119,846	6,869,176
COCOA	76	-	970,061	2,845,973
PORK	75	-	884,669	2,792,119
BEEF	120	-	415,625.2	10,445,466
SHRIMP	109	-	13,009	35,915
CHICKEN	-	-	-	-

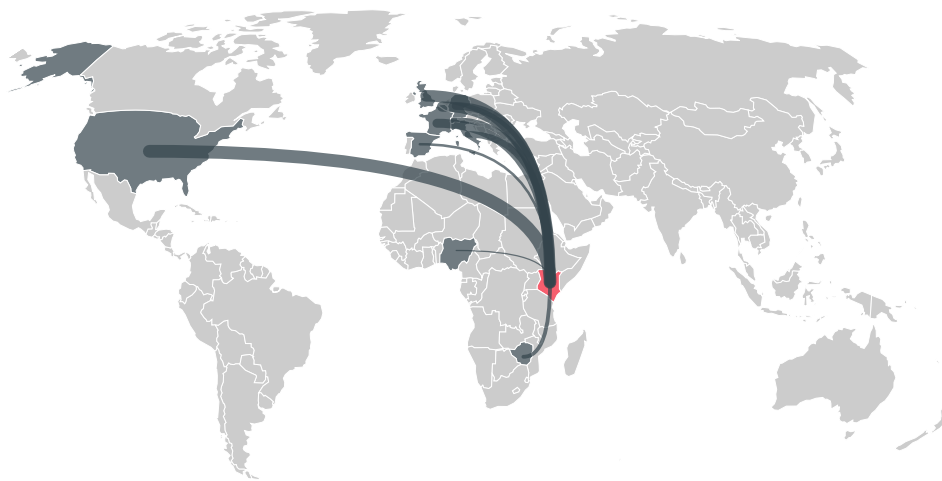
IMPORT TRAJECTORY OF KENYA



TOP EXPORT TRADERS OF COCOA IN KENYA IN 2019



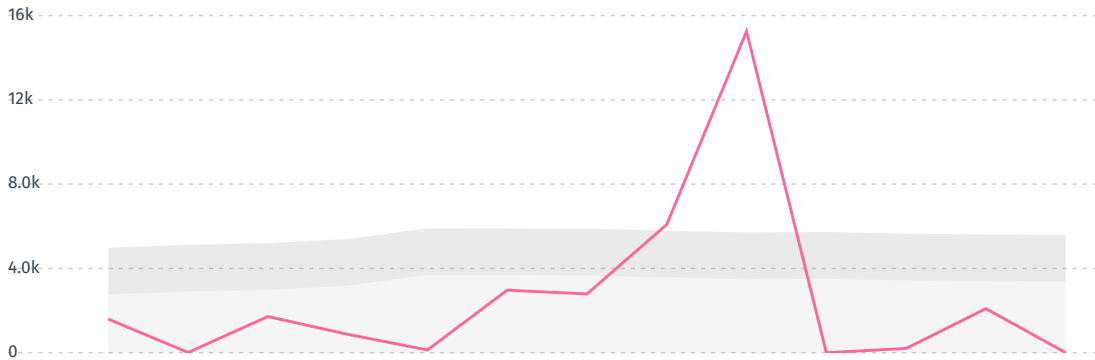
TOP EXPORT COUNTRIES OF COCOA TO KENYA IN 2019



Country	Percentage
UNITED STATES	43.8%
UNITED KINGDOM	22.7%
BELGIUM	10.7%
FRANCE	7.9%
GERMANY	6.6%
ITALY	5.8%
SWITZERLAND	1.6%
ZIMBABWE	0.7%
SPAIN	0.2%
NIGERIA	< 0.1%

DEFORESTATION ALERTS IN GHANA

There were 0 GLAD alerts reported in the week of the 18th of January 2021. This was normal compared to the same week in previous years.



Caution: GLAD alerts from the last six months are preliminary. Revisions are made as unconfirmed alerts are removed from the data and alert totals are finalized six months after posting. Source: Global Forest Watch

Trase is a partnership between



In collaboration with



and many other organizations and individuals.

Donors



[Terms of Use](#) · [Privacy policy](#) · [Cookie policy](#) · [Contact us](#)