



# trase

## INDONESIA (importer)

ACTIVITY	COMMODITY	YEAR
<b>Importer</b>	<b>Cocoa</b>	<b>2019</b>

POPULATION	GDP	SURFACE AREA
<b>270,625,568</b>	<b>1,119,190,780,752.8</b>	<b>1,913,580</b>

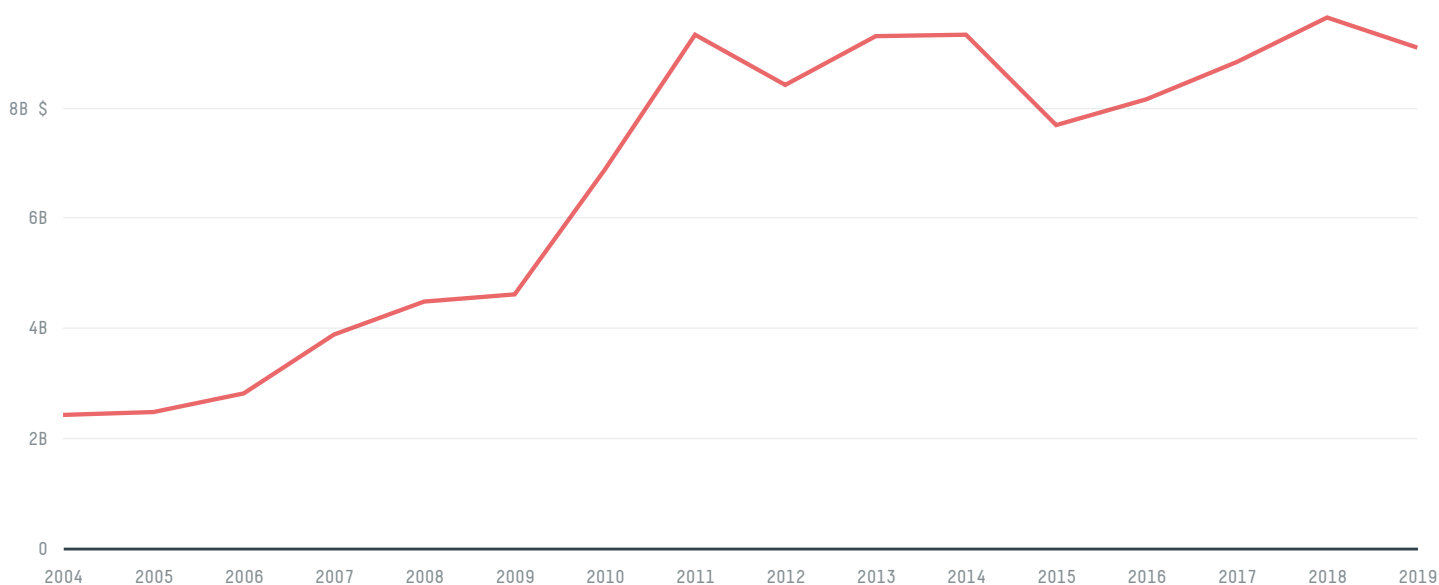
AGRICULTURAL LAND AREA	FORESTED LAND AREA
<b>570,000</b>	<b>903,256</b>

INDONESIA is the world's 14th largest country by area, 4th largest by population size and is the world's 16th largest economy (by GDP). Forests make up 47% of its area, and agriculture 30%. INDONESIA is a signatory to NYDF ENDORSER and ADP SIGNATORY.

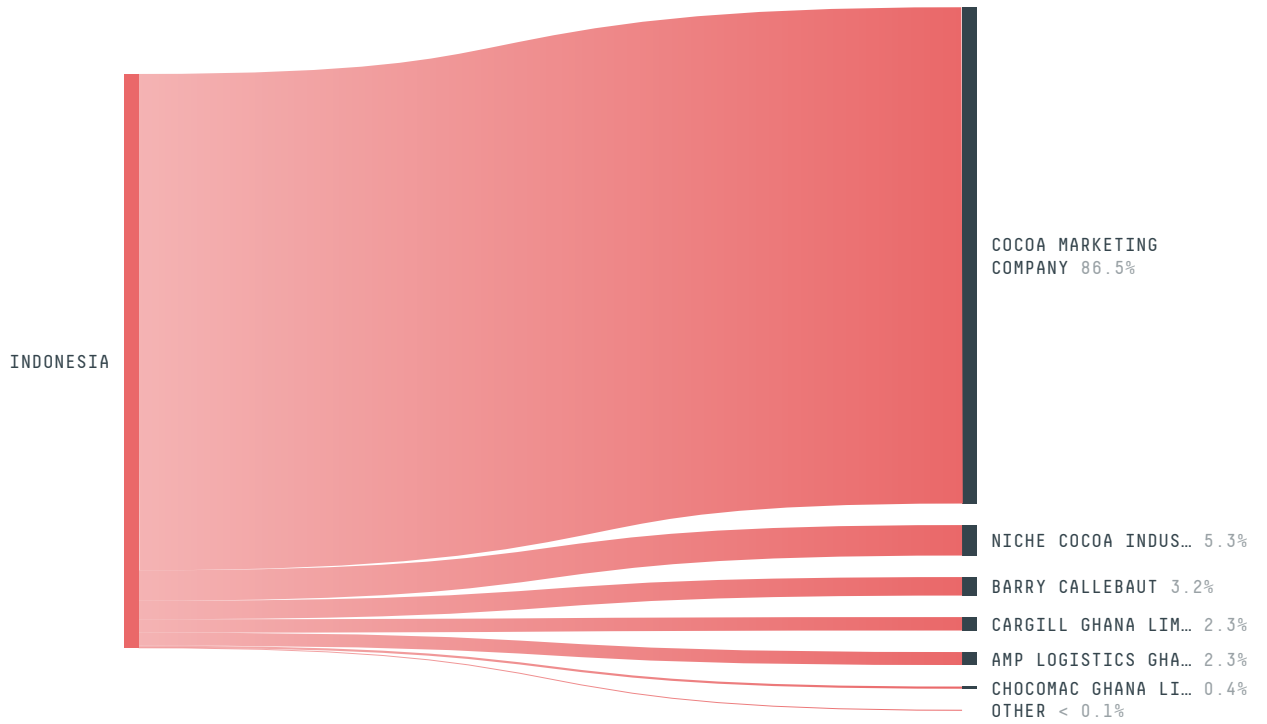
## TOP IMPORTS IN 2019

COMMODITY	WORLD IMPORT RANKING	PRODUCTION	IMPORTS	VALUE
SUGARCANE	3	-	31,141,451,352.3	1,367,369,657
SOY	2	-	7,251,280,750.8	2,763,111,038
CORN	22	-	1,444,026,355.1	367,192,267
WOOD PULP	9	-	1,433,753,778	1,071,363,059
COTTON	5	-	623,913,878.2	1,117,673,733
COCOA	7	-	290,875,944	669,377,069
PALM OIL	40	-	97,914,291.1	45,529,076
COFFEE	31	-	55,802,088.5	168,418,015
CHICKEN	86	-	7,755,021.6	31,212,867
SHRIMP	46	-	2,323,221	22,080,147

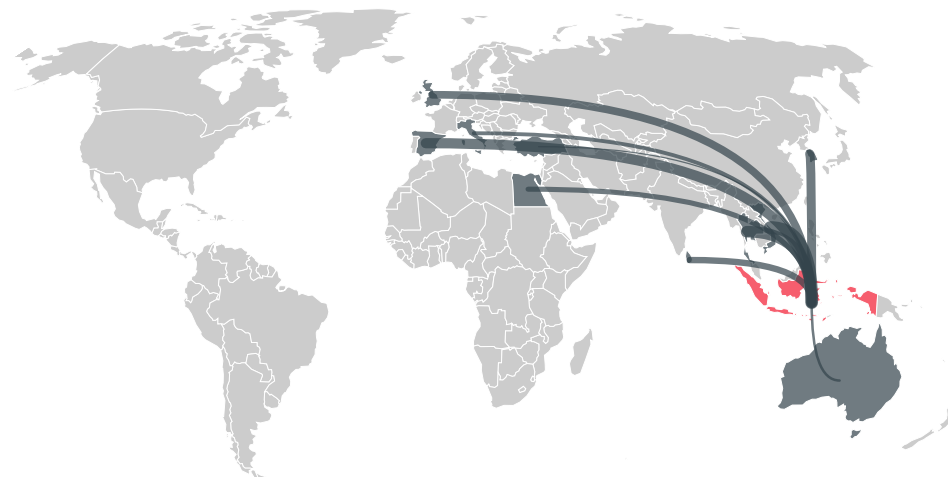
## IMPORT TRAJECTORY OF INDONESIA



## TOP EXPORT TRADERS OF COCOA IN INDONESIA IN 2019



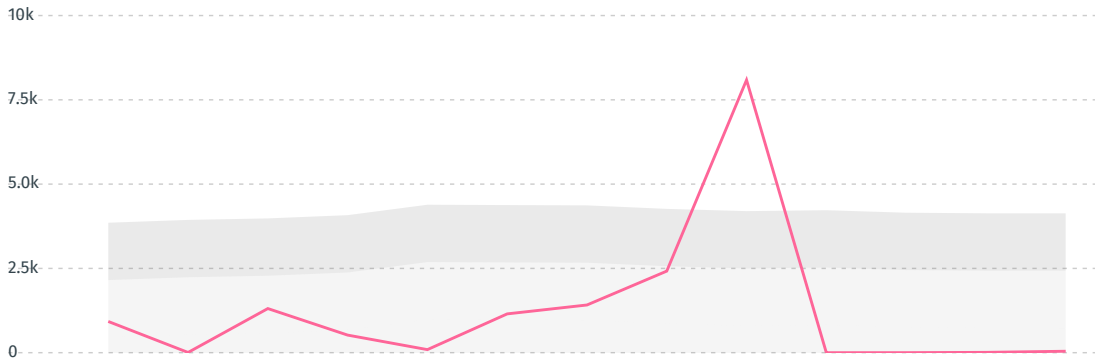
## TOP EXPORT COUNTRIES OF COCOA TO INDONESIA IN 2019



VIETNAM	45.2%
THAILAND	26.6%
SPAIN	24.8%
SOUTH KOREA	3.4%
UNITED KINGDOM	< 0.1%
SRI LANKA	< 0.1%
EGYPT	< 0.1%
AUSTRALIA	< 0.1%
ITALY	< 0.1%
TURKEY	< 0.1%

DEFORESTATION ALERTS IN GHANA

There were **43** GLAD alerts reported in the week of the **18th of January 2021**. This was **normal** compared to the same week in previous years.



Caution: GLAD alerts from the last six months are preliminary. Revisions are made as unconfirmed alerts are removed from the data and alert totals are finalized six months after posting. Source: **Global Forest Watch**

Trase is a partnership between



In collaboration with



and many other organizations and individuals.

Donors



[Terms of Use](#) · [Privacy policy](#) · [Cookie policy](#) · [Contact us](#)