



trase

CHINA (HONG KONG) (importer)

ACTIVITY	COMMODITY	YEAR
Importer	Cocoa	2018

POPULATION	GDP	LAND AREA
7,451,000	361,696,880,780.8	1,050

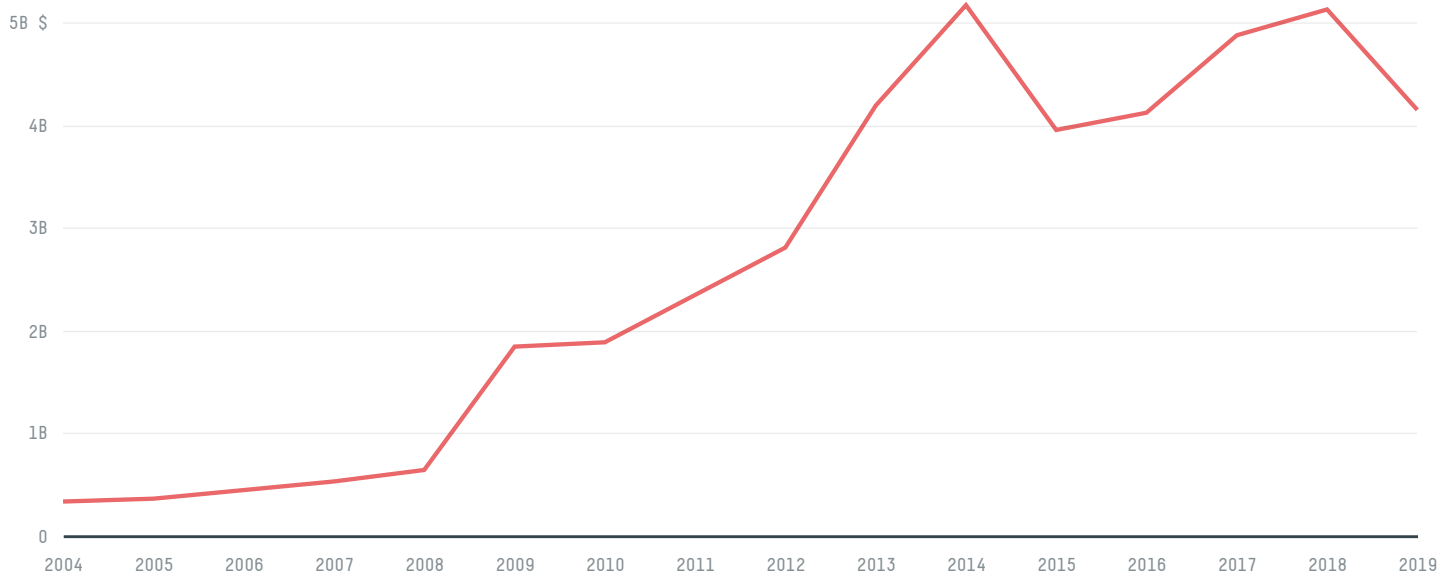
AGRICULTURAL LAND AREA
50

CHINA (HONG KONG) is the world's 174th largest country by land mass, 102nd largest by population size and is the world's 35th largest economy (by GDP). Agricultural areas make up 5% of its land mass. It's placement in the Human Development Index is 0.939. CHINA (HONG KONG) is a signatory to NYDF ENDORSER and ADP SIGNATORY.

TOP IMPORTS IN 2018

COMMODITY	WORLD IMPORT RANKING	PRODUCTION	IMPORTS	VALUE
SUGARCANE	54	0	1,343,981,438.7	93,857,980
BEEF	4	6,669	993,462,939.2	3,560,858,339
PORK	14	111,316	172,482,363.2	874,397,745
COFFEE	33	0	49,461,693.3	112,951,725
SOY	13	0	44,494,540.8	35,466,293
CORN	93	0	40,850,397.4	20,963,117
SHRIMP	15	0	38,293,193	424,504,492
WOOD PULP	72	-	5,948,282	4,004,797
CHICKEN	40	24,534	1,718,447.5	784,901
COTTON	87	0	633,191	600,943
COCOA	86	0	516,824	1,764,564
PALM OIL	-	-	-	-

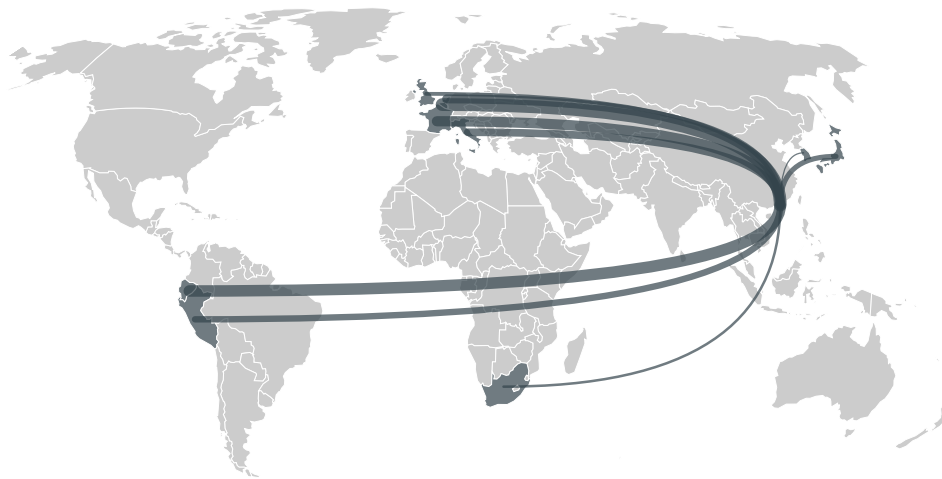
IMPORT TRAJECTORY OF CHINA (HONG KONG)



TOP EXPORT TRADERS OF COCOA IN CHINA (HONG KONG) IN 2018



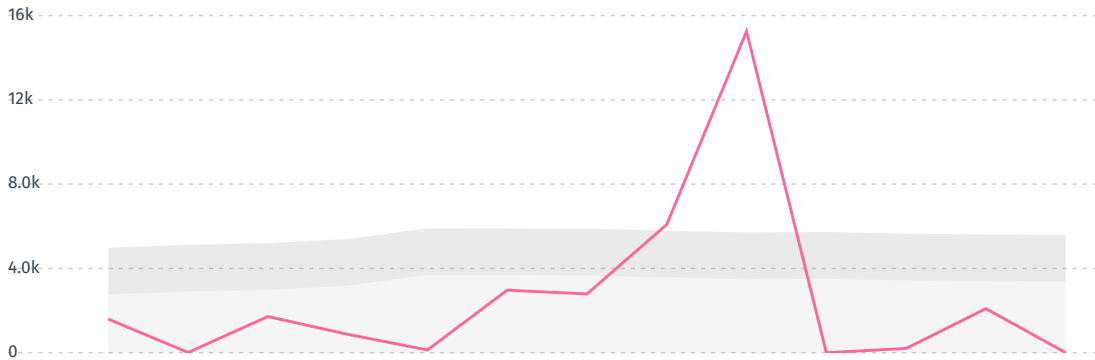
TOP EXPORT COUNTRIES OF COCOA TO CHINA (HONG KONG) IN 2018



BELGIUM	18.2%
ECUADOR	17%
FRANCE	16.7%
NETHERLANDS	11.4%
ITALY	11.2%
PERU	9.8%
JAPAN	9.5%
UNITED KINGDOM	3.2%
SOUTH AFRICA	2.3%
SOUTH KOREA	0.6%

DEFORESTATION ALERTS IN GHANA

There were **0** GLAD alerts reported in the week of the **18th of January 2021**. This was **normal** compared to the same week in previous years.



Caution: GLAD alerts from the last six months are preliminary. Revisions are made as unconfirmed alerts are removed from the data and alert totals are finalized six months after posting. Source: **Global Forest Watch**

Trase is a partnership between



In collaboration with



and many other organizations and individuals.

Donors



[Terms of Use](#) · [Privacy policy](#) · [Cookie policy](#) · [Contact us](#)