



trase

CANADA (importer)

ACTIVITY	COMMODITY	YEAR
Importer	Cocoa	2019

POPULATION	GDP	SURFACE AREA
37,589,262	1,736,425,629,520	9,984,670

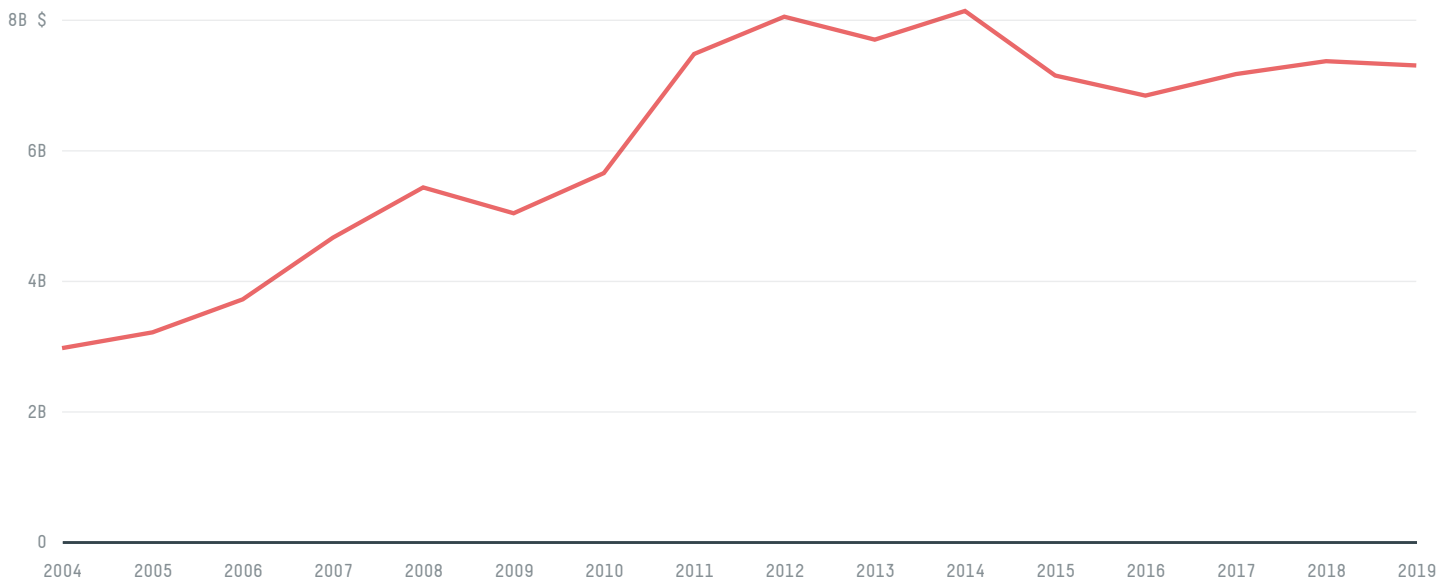
AGRICULTURAL LAND AREA	FORESTED LAND AREA
626,710	3,470,224.1

CANADA is the world's 2nd largest country by area, 39th largest by population size and is the world's 10th largest economy (by GDP). Forests make up 35% of its area, and agriculture 6%. CANADA is a signatory to NYDF ENDORSER and ADP SIGNATORY.

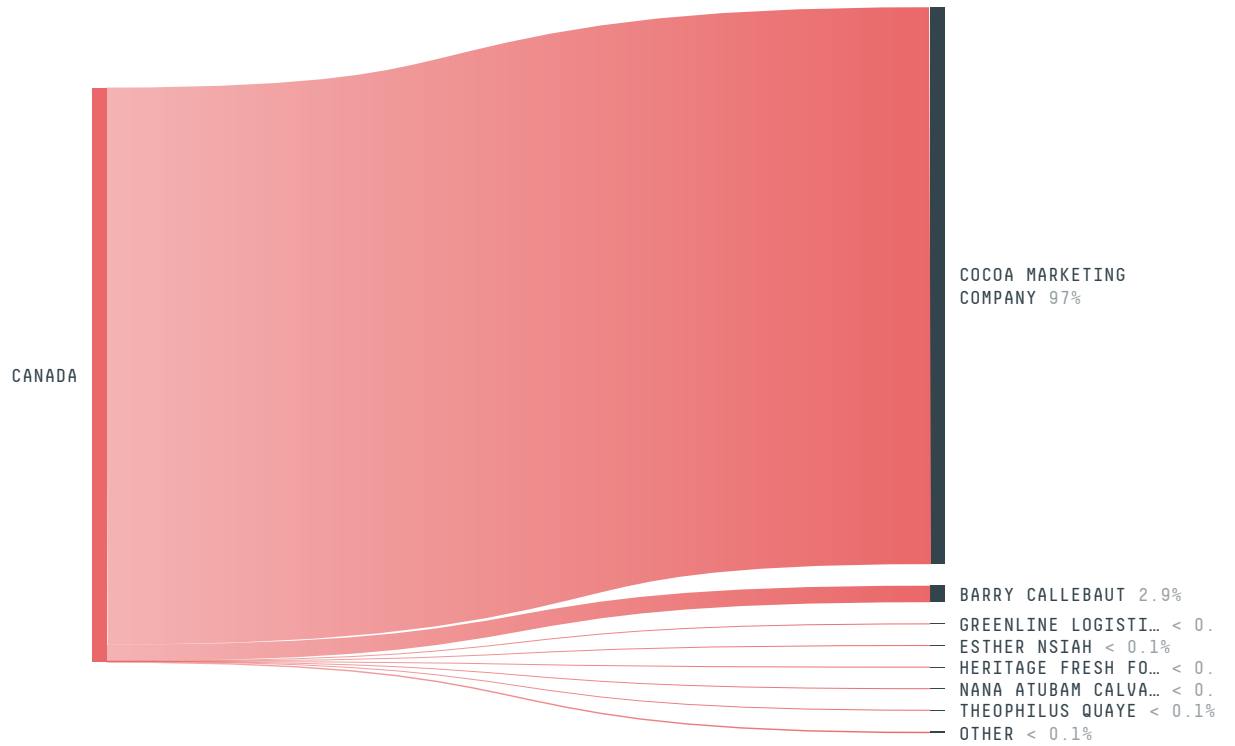
TOP IMPORTS IN 2019

COMMODITY	WORLD IMPORT RANKING	PRODUCTION	IMPORTS	VALUE
SUGARCANE	15	-	9,765,130,243.2	993,422,720
CORN	15	-	2,436,266,988.1	597,367,047
SOY	27	-	1,682,078,142.6	617,458,304
WOOD PULP	15	-	817,170,000	253,593,857
COFFEE	8	-	336,443,172.3	1,345,334,767
BEEF	17	-	232,631,816.2	1,157,789,749
CHICKEN	15	-	219,970,114.2	482,637,690
PORK	17	-	206,460,809	847,424,282
COCOA	13	-	166,084,184	545,078,593
PALM OIL	35	-	119,400,094.4	93,777,019
SHRIMP	14	-	39,561,731	351,928,572
COTTON	28	-	18,706,989.5	9,399,704
PALM KERNEL	19	-	15,936,833	20,834,091

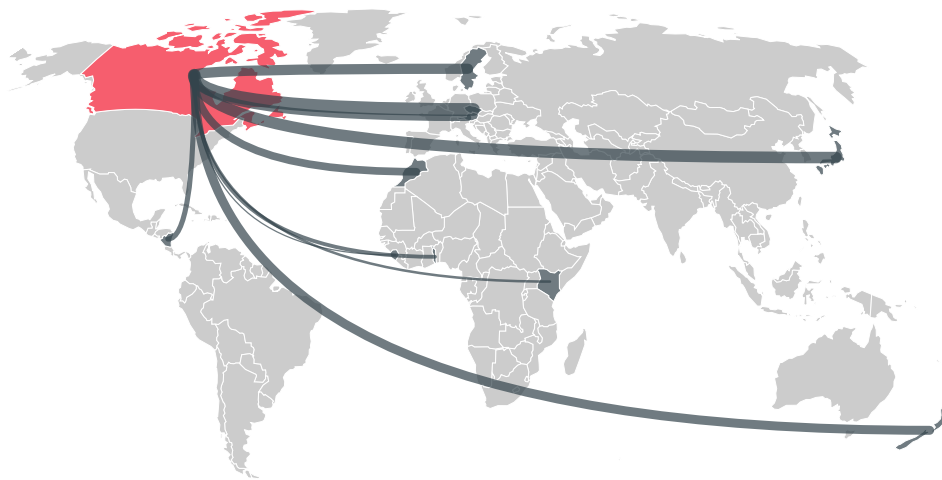
IMPORT TRAJECTORY OF CANADA



TOP EXPORT TRADERS OF COCOA IN CANADA IN 2019



TOP EXPORT COUNTRIES OF COCOA TO CANADA IN 2019



CZECH REPUBLIC 30.4%

JAPAN 28.3%

SWEDEN 26.1%

NEW ZEALAND 13%

MOROCCO 2.2%

SIERRA LEONE < 0.1%

KENYA < 0.1%

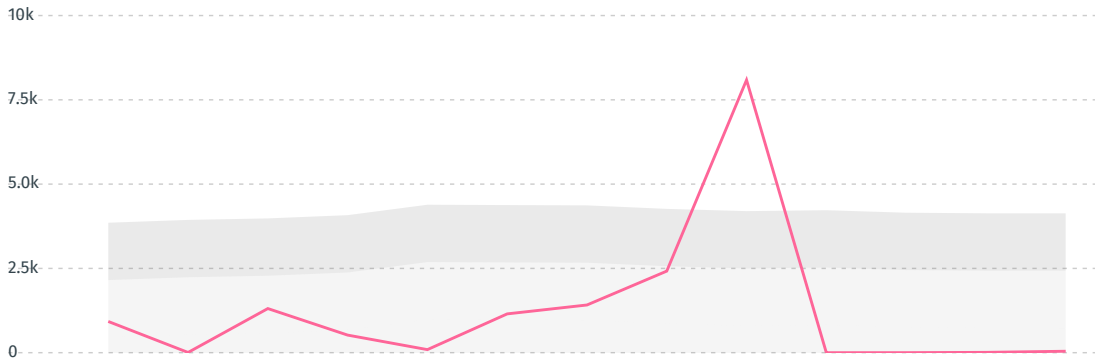
TOGO < 0.1%

NICARAGUA < 0.1%

AUSTRIA < 0.1%

DEFORESTATION ALERTS IN GHANA

There were **43** GLAD alerts reported in the week of the **18th of January 2021**. This was **normal** compared to the same week in previous years.



Caution: GLAD alerts from the last six months are preliminary. Revisions are made as unconfirmed alerts are removed from the data and alert totals are finalized six months after posting. Source: **Global Forest Watch**

Trase is a partnership between



In collaboration with



and many other organizations and individuals.

Donors



[Terms of Use](#) · [Privacy policy](#) · [Cookie policy](#) · [Contact us](#)