



trase

AUSTRALIA (importer)

ACTIVITY	COMMODITY	YEAR
Importer	Cocoa	2019

POPULATION	GDP	SURFACE AREA
25,364,307	1,396,567,014,733.2	7,741,220

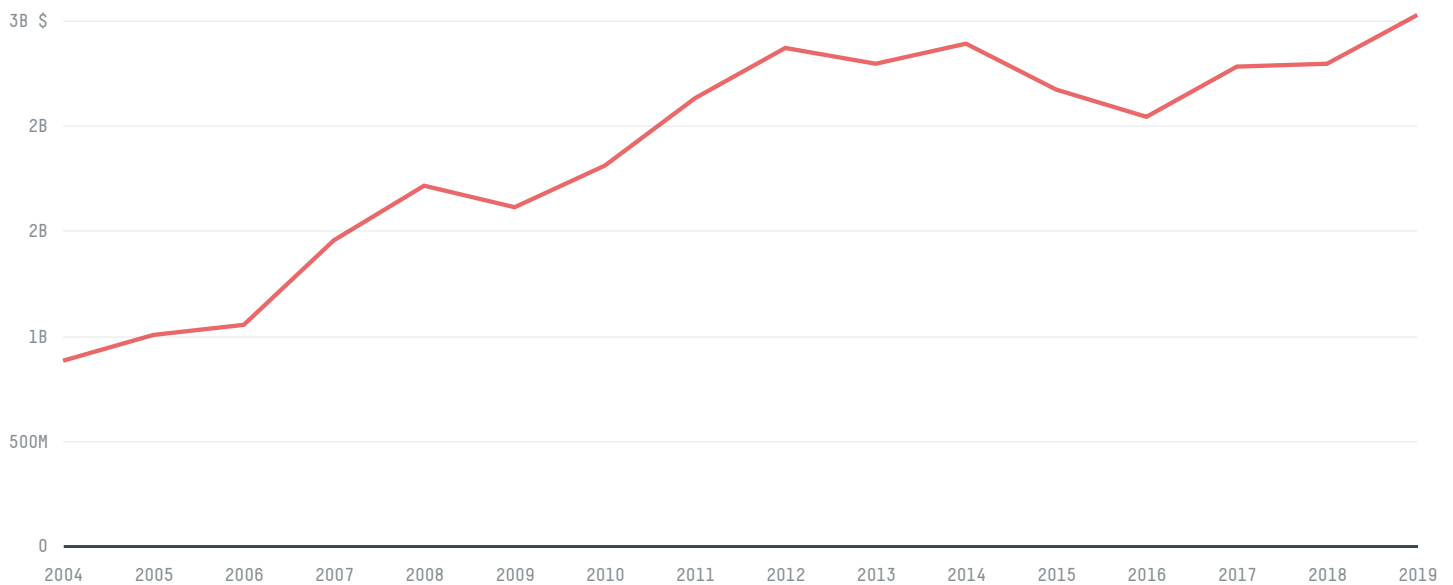
AGRICULTURAL LAND AREA	FORESTED LAND AREA
3,710,780	1,250,590

AUSTRALIA is the world's 6th largest country by area, 55th largest by population size and is the world's 13th largest economy (by GDP). Forests make up 16% of its area, and agriculture 4.8%. AUSTRALIA is a signatory to NYDF ENDORSER and ADP SIGNATORY.

TOP IMPORTS IN 2019

COMMODITY	WORLD IMPORT RANKING	PRODUCTION	IMPORTS	VALUE
SOY	32	-	999,908,464.8	392,858,391
SUGARCANE	64	-	820,197,030.1	53,363,998
WOOD PULP	26	-	287,428,960	194,815,203
PORK	16	-	208,737,572.3	645,000,215
COFFEE	18	-	121,703,790.8	603,807,593
PALM OIL	36	-	118,027,135.8	73,618,819
COCOA	21	-	51,728,714	206,106,586
CORN	82	-	50,874,098.3	34,950,580
COTTON	17	-	40,749,393.3	32,531,131
BEEF	55	-	22,026,580.4	81,773,256
SHRIMP	25	-	15,537,467	173,839,283
CHICKEN	83	-	9,032,811.5	28,364,249
PALM KERNEL	31	-	6,267,870	7,220,422

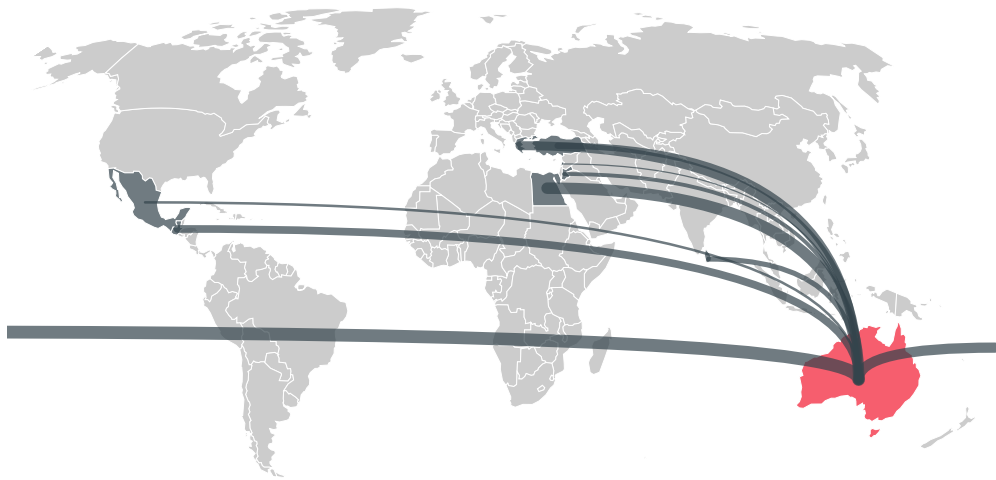
IMPORT TRAJECTORY OF AUSTRALIA



TOP EXPORT TRADERS OF COCOA IN AUSTRALIA IN 2019



TOP EXPORT COUNTRIES OF COCOA TO AUSTRALIA IN 2019



SAMOA	29.9%
EGYPT	18.9%
FIJI	15.1%
GREECE	9.1%
GUATEMALA	9%
SRI LANKA	5.7%
TURKEY	5.7%
JORDAN	2.9%
MEXICO	2.4%
LEBANON	1.4%




[For more info](#)


[EXPLORE ON GFW](#)

Trase is a partnership between

 Stockholm Environment Institute

 Global Canopy Programme

In collaboration with

 vizzuality

 The European Forest Institute

and many other organizations and individuals.

Donors

 The Global Environment Facility

 WWF

 Europe

 Gordon and Betty Moore Foundation

 The Nature Conservancy

 Department for International Development

 Formas

 Norway's International Climate and Forest Initiative (NICFI)

[Terms of Use](#) · [Privacy policy](#) · [Cookie policy](#) · [Contact us](#)