



trase

ITALY (importer)

| ACTIVITY | COMMODITY | YEAR |
|-----------------|--------------|-------------|
| Importer | Cocoa | 2019 |

| POPULATION | GDP | SURFACE AREA |
|-------------------|--------------------------|----------------|
| 60,297,396 | 2,003,576,145,498 | 301,340 |

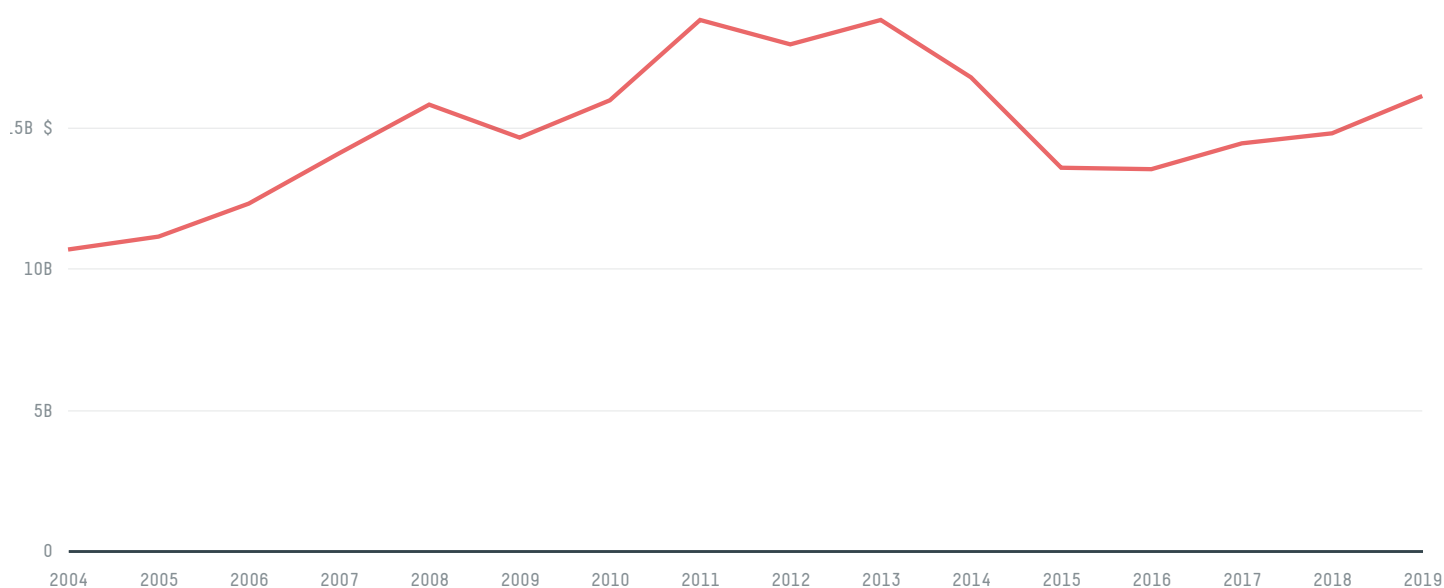
| AGRICULTURAL LAND AREA | FORESTED LAND AREA |
|------------------------|--------------------|
| 127,170 | 93,508 |

ITALY is the world's 70th largest country by area, 23rd largest by population size and is the world's 8th largest economy (by GDP). Forests make up 31% of its area, and agriculture 42%. ITALY is a signatory to NYDF ENDORSER and ADP SIGNATORY.

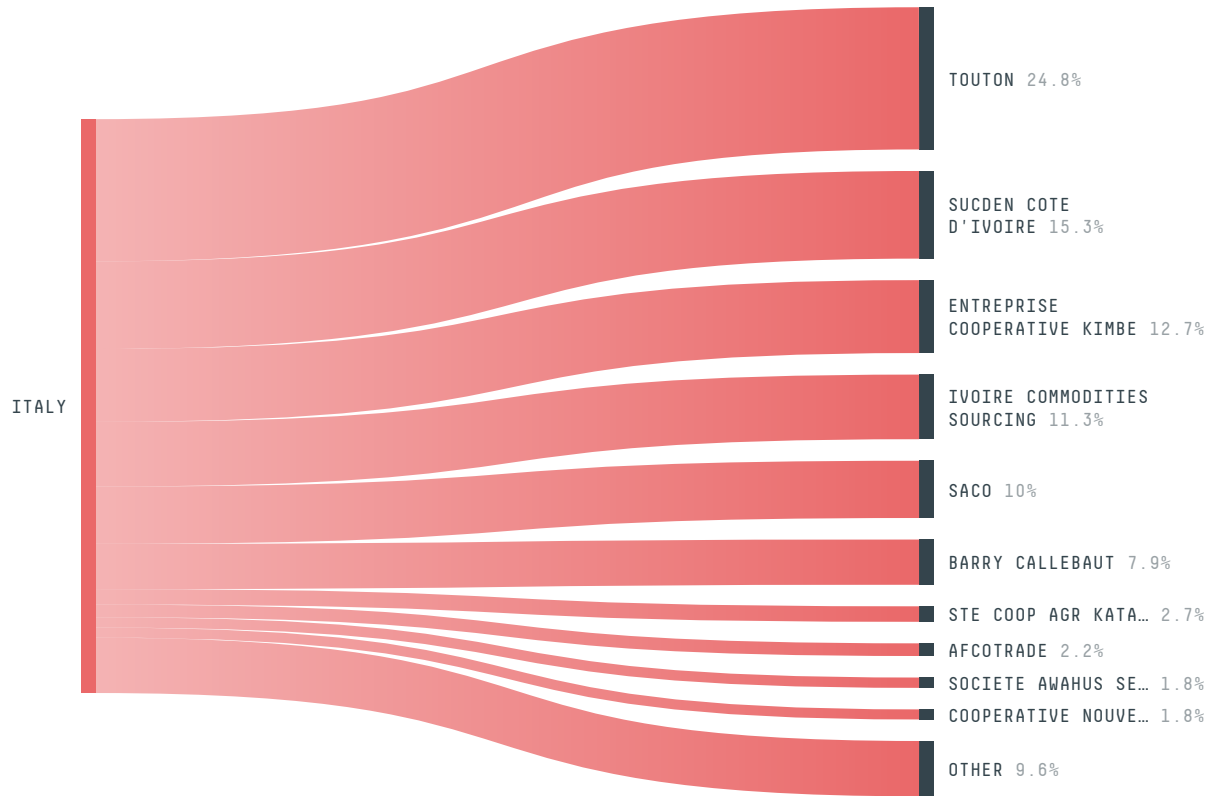
TOP IMPORTS IN 2019

| COMMODITY | WORLD IMPORT RANKING | PRODUCTION | IMPORTS | VALUE |
|-------------|----------------------|------------|------------------|---------------|
| SUGARCANE | 12 | - | 13,597,254,693.2 | 845,892,930 |
| CORN | 5 | - | 6,571,273,486.7 | 1,316,219,703 |
| SOY | 10 | - | 4,045,939,587.4 | 1,482,859,939 |
| WOOD PULP | 4 | - | 3,552,091,597 | 2,220,622,977 |
| PALM OIL | 7 | - | 1,554,435,846.8 | 1,037,221,581 |
| PORK | 5 | - | 992,632,152.5 | 2,610,956,113 |
| COFFEE | 3 | - | 655,267,692.5 | 1,700,220,916 |
| BEEF | 10 | - | 481,526,594.1 | 3,434,519,139 |
| COCOA | 12 | - | 174,275,916 | 648,386,461 |
| COTTON | 12 | - | 172,223,731.2 | 98,855,961 |
| CHICKEN | 39 | - | 80,633,222.2 | 188,428,510 |
| SHRIMP | 7 | - | 67,164,586 | 495,645,247 |
| PALM KERNEL | 11 | - | 49,753,817 | 45,351,903 |

IMPORT TRAJECTORY OF ITALY



TOP EXPORT TRADERS OF COCOA IN ITALY IN 2019



TOP EXPORT COUNTRIES OF COCOA TO ITALY IN 2019






Widget Not Found

You may have mistyped the address or the page may have moved.

Trase is a partnership between



In collaboration with



and many other organizations and individuals.

Donors



[Terms of Use](#) · [Privacy policy](#) · [Cookie policy](#) · [Contact us](#)