



trase

COLOMBIA (importer)

ACTIVITY	COMMODITY	YEAR
Importer	Cocoa	2016

POPULATION	GDP	SURFACE AREA
48,175,048	282,825,009,887.5	1,141,749

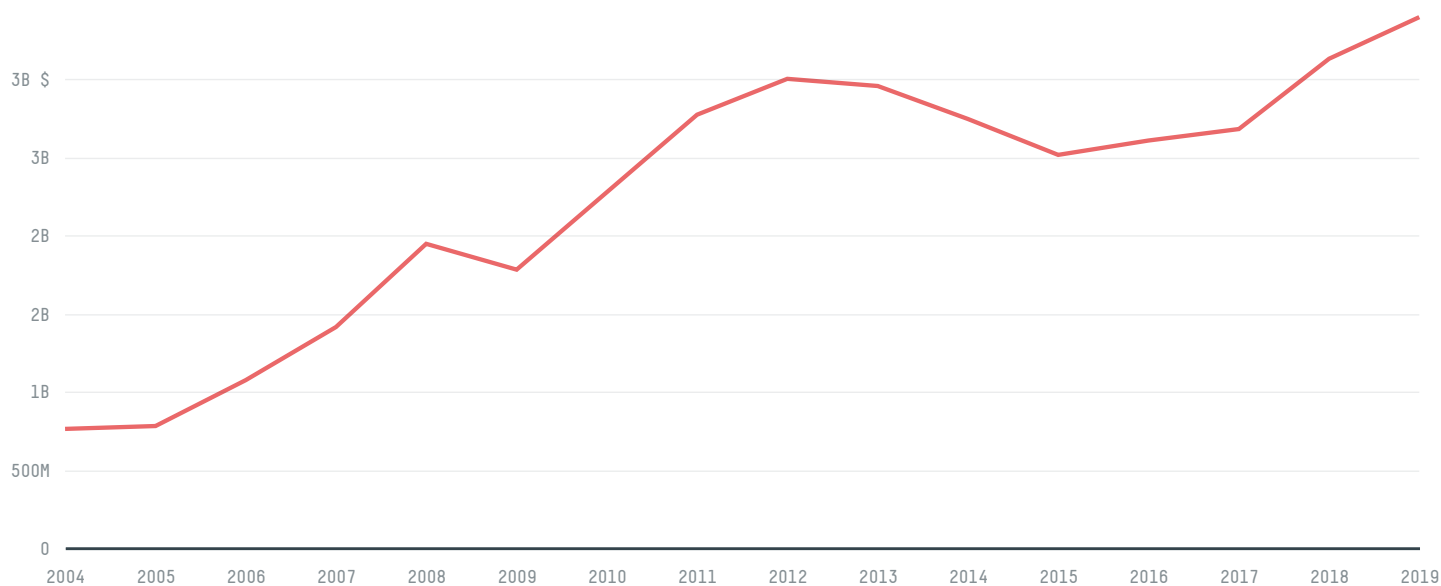
AGRICULTURAL LAND AREA	FORESTED LAND AREA
446,656	584,750.2

COLOMBIA is the world's 24th largest country by area, 29th largest by population size and is the world's 40th largest economy (by GDP). Forests make up 51% of its area, and agriculture 39%. It's placement in the Human Development Index is 0.759. COLOMBIA is a signatory to NYDF ENDORSER and ADP SIGNATORY.

TOP IMPORTS IN 2016

COMMODITY	WORLD IMPORT RANKING	PRODUCTION	IMPORTS	VALUE
CORN	8	1,295,089	4,593,254,272	875,151,876
SUGARCANE	37	34,759,606	3,499,663,133.1	205,434,970
SOY	22	80,548	2,159,781,056.3	959,181,121
PALM OIL	32	-	229,639,589.7	164,583,182
CHICKEN	40	1,478,923	82,670,255.4	77,950,630
COTTON	23	75,253	34,210,081.6	54,847,921
COFFEE	61	818,243	15,182,634	38,563,177
WOOD PULP	35	-	14,437,215	9,902,394
PALM KERNEL	25	-	11,508,688	15,024,970
COCOA	48	56,785	8,982,657	25,276,289
BEEF	82	796,544	8,767,541	23,604,572
SHRIMP	32	3,000	5,744,972	35,146,596

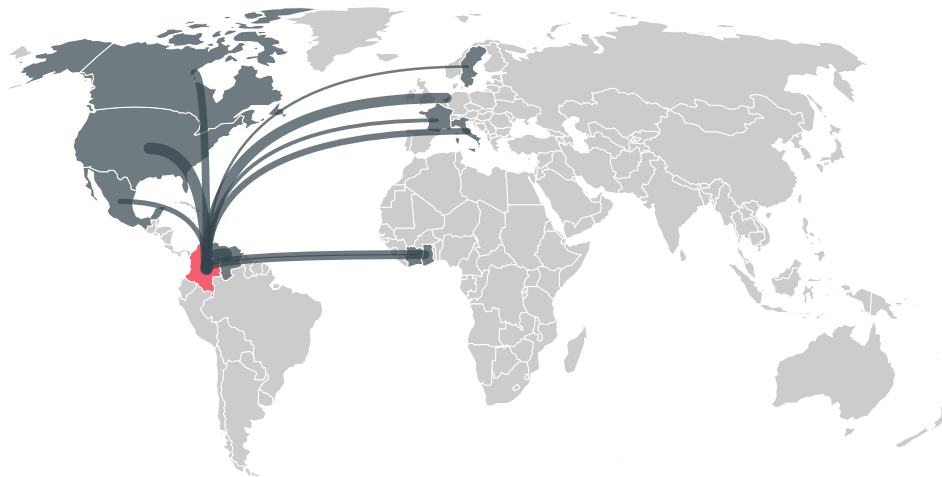
IMPORT TRAJECTORY OF COLOMBIA



TOP EXPORT TRADERS OF COCOA IN COLOMBIA IN 2016



TOP EXPORT COUNTRIES OF COCOA TO COLOMBIA IN 2016



Country	Percentage
VENEZUELA	61.1%
UNITED STATES	13.6%
NETHERLANDS	9.7%
GHANA	7.3%
CANADA	4.4%
ITALY	2.6%
MEXICO	1.2%
FRANCE	0.1%
SWEDEN	< 0.1%
COTE D'IVOIRE	< 0.1%




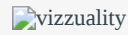
Widget Not Found

You may have mistyped the address or the page may have moved.

Trase is a partnership between



In collaboration with



and many other organizations and individuals.

Donors



[Terms of Use](#) · [Privacy policy](#) · [Cookie policy](#) · [Contact us](#)