



trase

BOLIVIA (importer)

ACTIVITY	COMMODITY	YEAR
Importer	Shrimp	2017

POPULATION	GDP	LAND AREA
11,192,854	37,508,642,165.3	1,083,300

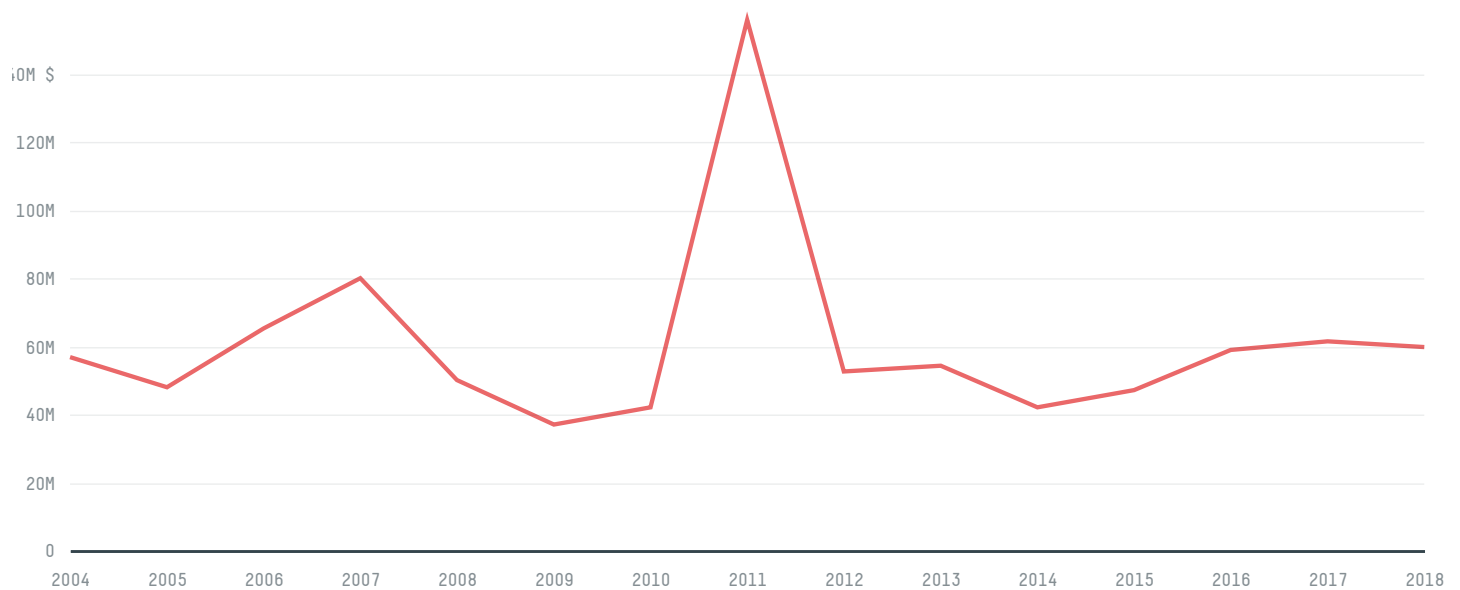
AGRICULTURAL LAND AREA	FORESTED LAND AREA
376,850	544,750

BOLIVIA is the world's 25th largest country by land mass, 79th largest by population size and is the world's 96th largest economy (by GDP). Forests make up 50% of its land mass and agricultural areas, 35%. It's placement in the Human Development Index is 0.7. BOLIVIA is a signatory to NYDF ENDORSER and ADP SIGNATORY.

TOP IMPORTS IN 2017

COMMODITY	WORLD IMPORT RANKING	PRODUCTION	IMPORTS	VALUE
CORN	73	954,909	88,420,008	23,146,028
SUGARCANE	118	8,731,676	72,327,314	4,861,981
WOOD PULP	61	-	16,669,769	10,615,615
COCOA	71	5,518	2,467,410	6,644,564
SOY	72	2,671,046	2,158,491.3	2,087,351
BEEF	120	260,000	1,489,933.5	1,967,001
CHICKEN	55	504,093	720,742.3	4,726,565
COFFEE	112	21,181	597,514.8	5,169,664
COTTON	99	117,000	461,420	859,050
PALM KERNEL	78	-	248,226	454,736
PORK	135	106,000	49,873.1	870,211
SHRIMP	106	0	28,353	171,077
PALM OIL	-	-	-	-

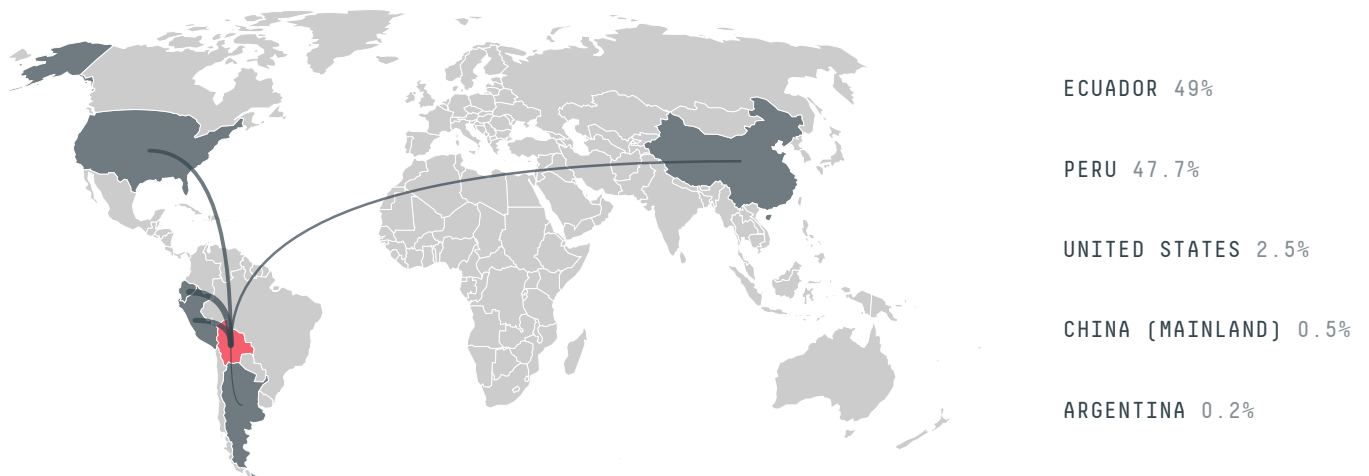
IMPORT TRAJECTORY OF BOLIVIA



TOP EXPORT TRADERS OF SHRIMP IN BOLIVIA IN 2017

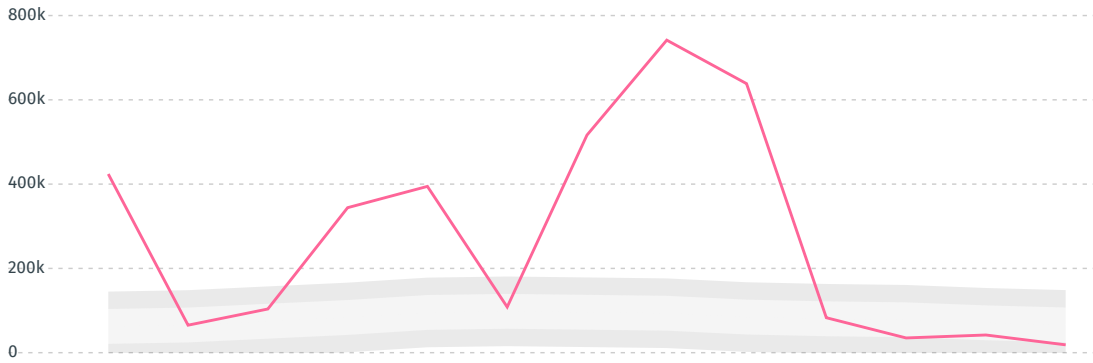


TOP EXPORT COUNTRIES OF SHRIMP TO BOLIVIA IN 2017



DEFORESTATION ALERTS IN ARGENTINA

There were **18,638** GLAD alerts reported in the week of the **18th of January 2021**. This was **low** compared to the same week in previous years.



Caution: GLAD alerts from the last six months are preliminary. Revisions are made as unconfirmed alerts are removed from the data and alert totals are finalized six months after posting. Source: **Global Forest Watch**

Trase is a partnership between



In collaboration with



and many other organizations and individuals.

Donors



[Terms of Use](#) · [Privacy policy](#) · [Cookie policy](#) · [Contact us](#)