



trase

AUSTRALIA (importer)

ACTIVITY	COMMODITY	YEAR
Importer	Shrimp	2015

POPULATION	GDP	SURFACE AREA
23,815,995	1,351,693,984,524.5	7,741,220

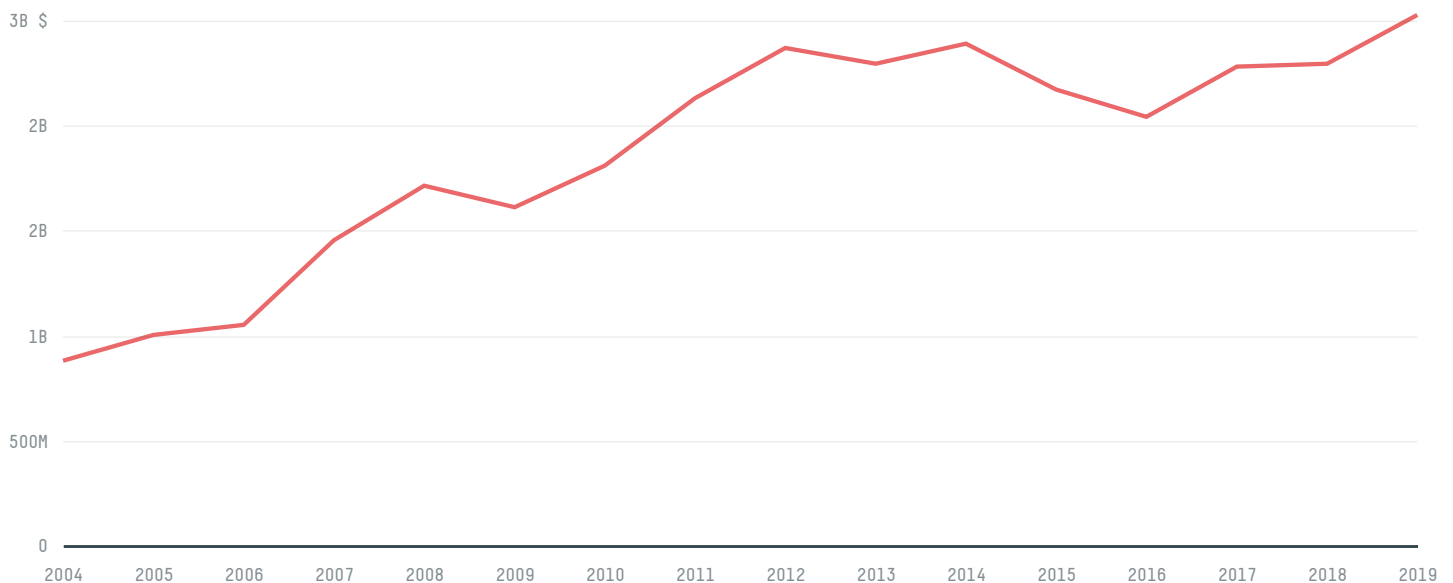
AGRICULTURAL LAND AREA	FORESTED LAND AREA
3,659,130	1,247,510

AUSTRALIA is the world's 6th largest country by area, 53rd largest by population size and is the world's 13th largest economy (by GDP). Forests make up 16% of its area, and agriculture 47%. It's placement in the Human Development Index is 0.933. AUSTRALIA is a signatory to NYDF ENDORSER and ADP SIGNATORY.

TOP IMPORTS IN 2015

COMMODITY	WORLD IMPORT RANKING	PRODUCTION	IMPORTS	VALUE
SUGARCANE	70	32,379,153	1,154,953,610.8	60,764,366
SOY	36	37,000	709,056,153	268,864,800
PORK	21	371,163	180,399,842.2	494,073,638
COFFEE	15	0	132,081,274.5	609,869,101
PALM OIL	42	-	126,110,781.1	79,097,045
COCOA	20	0	56,109,680	237,324,371
WOOD PULP	18	-	54,665,251	35,996,110
CORN	100	494,589	30,120,225	18,898,313
BEEF	48	2,661,640	29,132,104.6	91,019,366
SHRIMP	21	5,282.4	24,134,395	201,336,664
COTTON	32	1,274,100	19,011,842.7	16,775,055
CHICKEN	74	1,115,543	17,710,632	50,486,948
PALM KERNEL	31	-	7,813,795	9,524,569

IMPORT TRAJECTORY OF AUSTRALIA




TOP EXPORT TRADERS OF SHRIMP IN AUSTRALIA IN 2015

AUSTRALIA ■


OTHER < 0.1%

Trase is a partnership between

 Stockholm Environment Institute

 Global Canopy Programme

In collaboration with

 vizzuality

 The European Forest Institute

and many other organizations and individuals.

Donors

 The Global Environment Facility

 WWF

 Europe

 Gordon and Betty Moore Foundation

 The Nature Conservancy

 Department for International Development

 Formas

 Norway's International Climate and Forest Initiative (NICFI)

[Terms of Use](#) · [Privacy policy](#) · [Cookie policy](#) · [Contact us](#)