



trase

ANGOLA (importer)

ACTIVITY	COMMODITY	YEAR
Importer	Shrimp	2015

POPULATION	GDP	LAND AREA
27,884,381	116,193,649,124.2	1,246,700

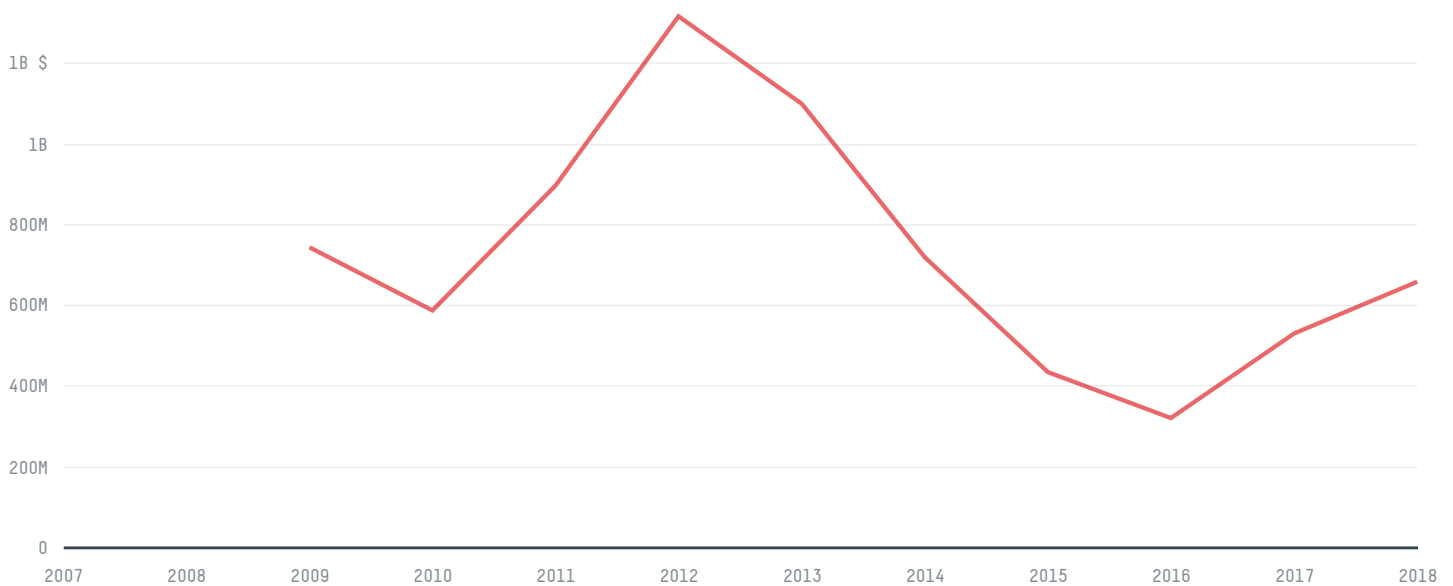
AGRICULTURAL LAND AREA	FORESTED LAND AREA
591,900	578,560

ANGOLA is the world's 21st largest country by land mass, 46th largest by population size and is the world's 57th largest economy (by GDP). Forests make up 46% of its land mass and agricultural areas, 47%. It's placement in the Human Development Index is 0.565. ANGOLA is a signatory to NYDF ENDORSER and ADP SIGNATORY.


TOP IMPORTS IN 2015

COMMODITY	WORLD IMPORT RANKING	PRODUCTION	IMPORTS	VALUE
BEEF	16	106,559	215,425,221.1	229,025,152
CORN	66	1,878,305	142,697,517.6	136,416,492
SUGARCANE	111	550,531	127,146,331.4	10,377,921
PORK	36	93,819	17,337,158.9	24,944,476
COTTON	55	5,500	5,829,538.6	11,396,139
SOY	56	14,835	5,050,593.8	6,678,452
COFFEE	97	15,000	1,154,646.5	3,830,928
SHRIMP	63	0	699,743	4,389,140
CHICKEN	71	27,130	533,653.9	1,006,407
WOOD PULP	115	-	382	5,293,950
PALM OIL	-	-	-	-

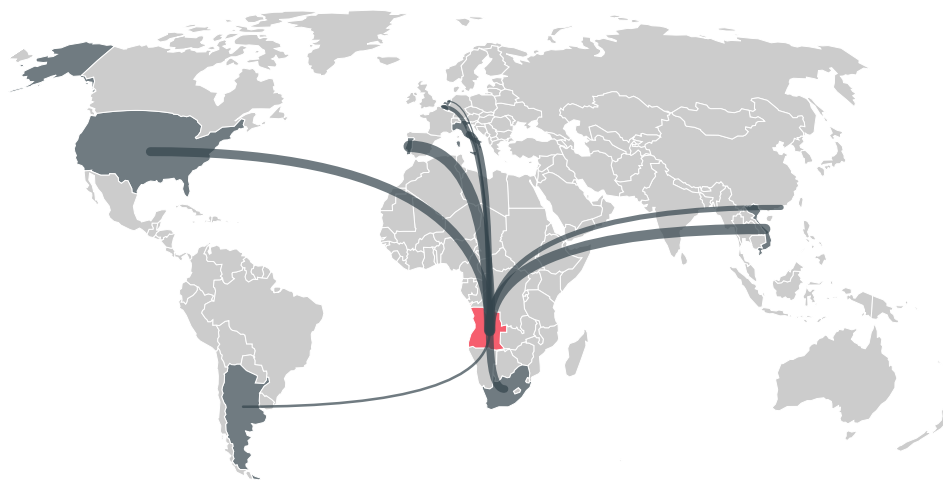
IMPORT TRAJECTORY OF ANGOLA



TOP EXPORT TRADERS OF SHRIMP IN ANGOLA IN 2015



TOP EXPORT COUNTRIES OF SHRIMP TO ANGOLA IN 2015



PORTUGAL 67.5%

VIETNAM 13.4%

UNITED STATES 9.4%

SOUTH AFRICA 5.1%

ITALY 2.6%

CHINA (HONG KONG)
1.7%

BELGIUM 0.3%

ARGENTINA < 0.1%

NETHERLANDS < 0.1%




[For more info](#)


[EXPLORE ON GFW](#)

Trase is a partnership between

 Stockholm Environment Institute

 Global Canopy Programme

In collaboration with

 vizzuality

 The European Forest Institute

and many other organizations and individuals.

Donors

 The Global Environment Facility


 WWF

 Europe

 Gordon and Betty Moore Foundation

 The Nature Conservancy

 Department for International Development

 Formas

 Norway's International Climate and Forest Initiative (NICFI)

[Terms of Use](#) · [Privacy policy](#) · [Cookie policy](#) · [Contact us](#)