



trase

PHILIPPINES (importer)

ACTIVITY	COMMODITY	YEAR
Importer	Shrimp	2014

POPULATION	GDP	SURFACE AREA
100,513,138	297,483,553,299.7	300,000

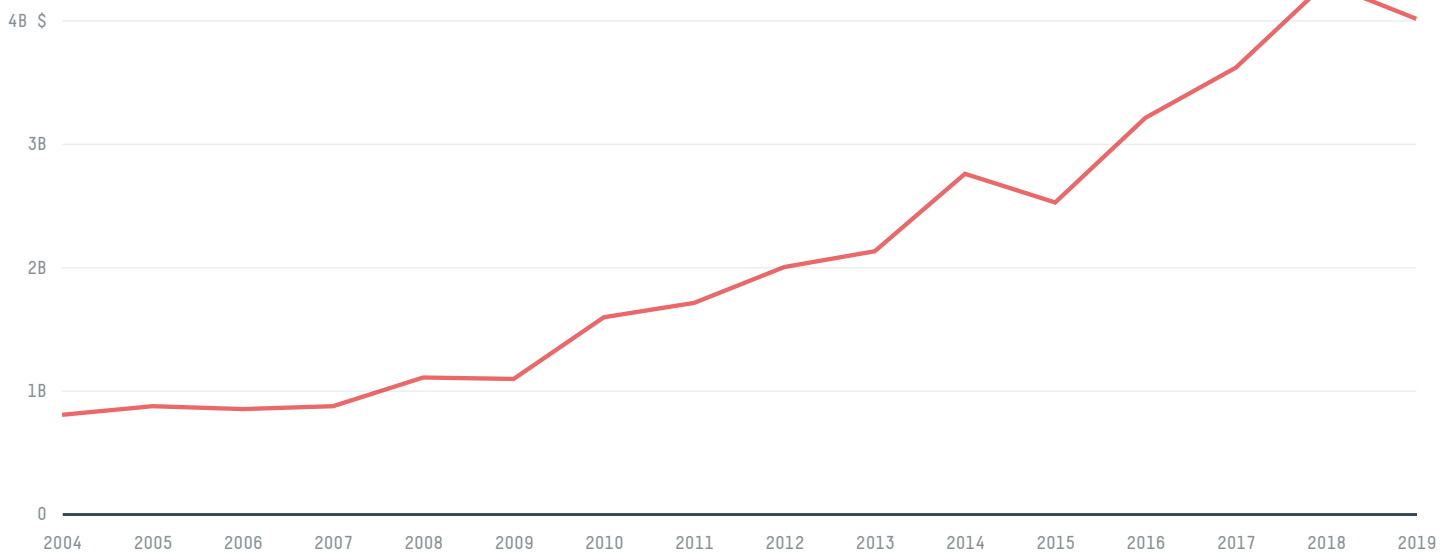
AGRICULTURAL LAND AREA	FORESTED LAND AREA
124,400	78,000

PHILIPPINES is the world's 71st largest country by area, 12th largest by population size and is the world's 39th largest economy (by GDP). Forests make up 26% of its area, and agriculture 41%. It's placement in the Human Development Index is 0.697. PHILIPPINES is a signatory to NYDF ENDORSER and ADP SIGNATORY.


TOP IMPORTS IN 2014

COMMODITY	WORLD IMPORT RANKING	PRODUCTION	IMPORTS	VALUE
SUGARCANE	32	25,029,880	3,807,944,684.9	231,117,513
SOY	22	695	2,061,750,610.4	974,467,037
CORN	33	7,770,603	589,014,869.5	211,529,815
PORK	16	1,690,692	244,211,889	315,467,222
CHICKEN	20	1,114,881	171,621,665.1	166,238,505
BEEF	19	201,390	154,019,373.6	375,092,561
COFFEE	18	75,454	109,357,332	262,940,902
PALM KERNEL	8	-	102,058,416	84,899,382
PALM OIL	54	-	58,375,773.7	53,313,344
COCOA	29	5,428	22,208,238	46,530,464
COTTON	43	11	11,460,867.7	24,169,841
WOOD PULP	44	-	10,703,967	8,283,392
SHRIMP	-	58,456	-	-

IMPORT TRAJECTORY OF PHILIPPINES



TOP EXPORT TRADERS OF SHRIMP IN PHILIPPINES IN 2014

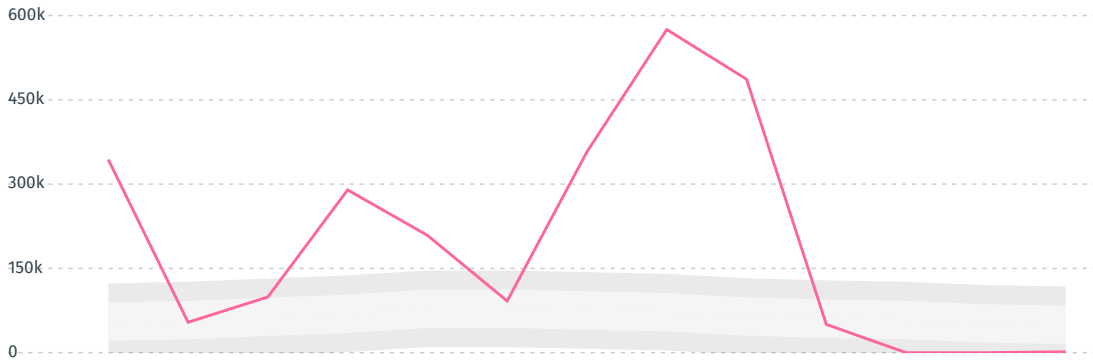


TOP EXPORT COUNTRIES OF SHRIMP TO PHILIPPINES IN 2014



DEFORESTATION ALERTS IN ARGENTINA

There were **1,643** GLAD alerts reported in the week of the **18th of January 2021**. This was **low** compared to the same week in previous years.



Caution: GLAD alerts from the last six months are preliminary. Revisions are made as unconfirmed alerts are removed from the data and alert totals are finalized six months after posting. Source: **Global Forest Watch**

Trase is a partnership between



In collaboration with



and many other organizations and individuals.

Donors



[Terms of Use](#) · [Privacy policy](#) · [Cookie policy](#) · [Contact us](#)