



trase

MONTENEGRO

(importer)

ACTIVITY	COMMODITY	YEAR
Importer	Shrimp	2017

POPULATION	GDP	SURFACE AREA	AGRICULTURAL LAND AREA
622,373	4,844,606,145.8	13,810	2,550

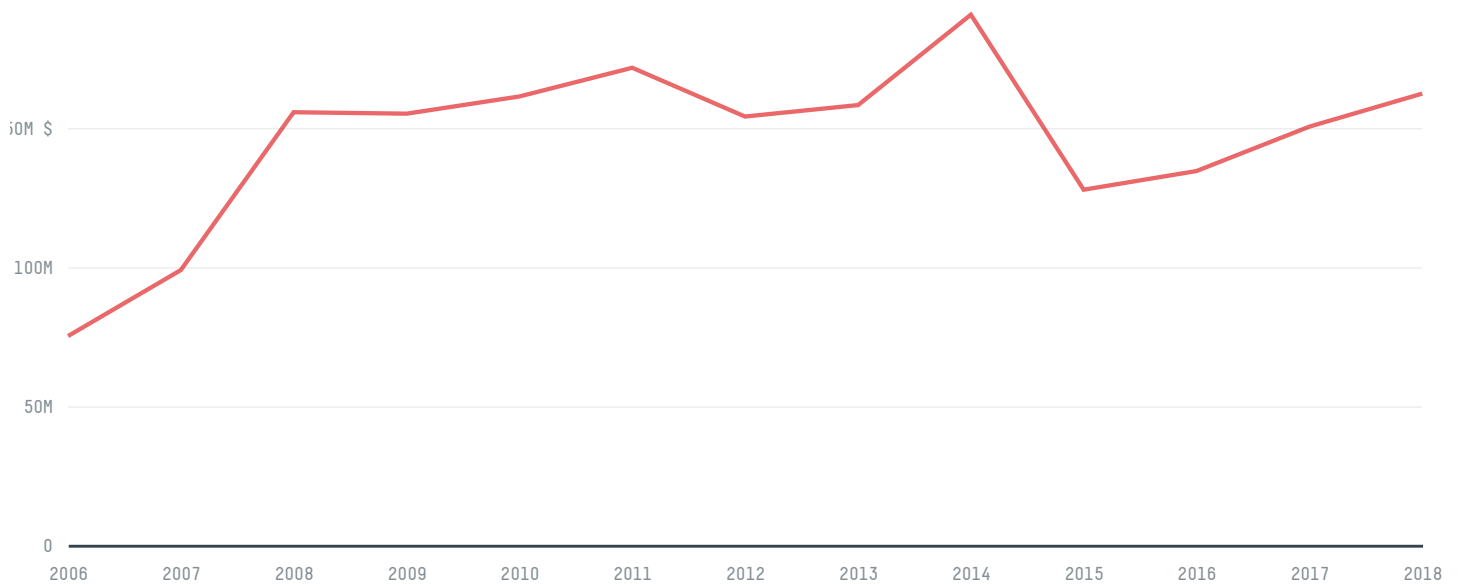
FORESTED LAND AREA
8,270

MONTENEGRO is the world's 156th largest country by area, 165th largest by population size and is the world's 157th largest economy (by GDP). Forests make up 60% of its area, and agriculture 18%. It's placement in the Human Development Index is 0.813. MONTENEGRO is a signatory to NYDF ENDORSER and ADP SIGNATORY.

TOP IMPORTS IN 2017

COMMODITY	WORLD IMPORT RANKING	PRODUCTION	IMPORTS	VALUE
SUGARCANE	118	0	105,689,948.6	7,477,351
CORN	103	2,708	30,222,750.1	6,065,971
PORK	51	3,899	22,508,498.6	62,971,431
CHICKEN	95	3,650	8,409,846.6	15,990,502
BEEF	90	3,875	6,088,841.5	40,400,348
COFFEE	88	0	3,723,947.3	13,792,767
PALM OIL	130	-	588,222.3	538,032
SHRIMP	85	0	185,250	1,456,561
COCOA	111	0	107,847	315,250

IMPORT TRAJECTORY OF MONTENEGRO



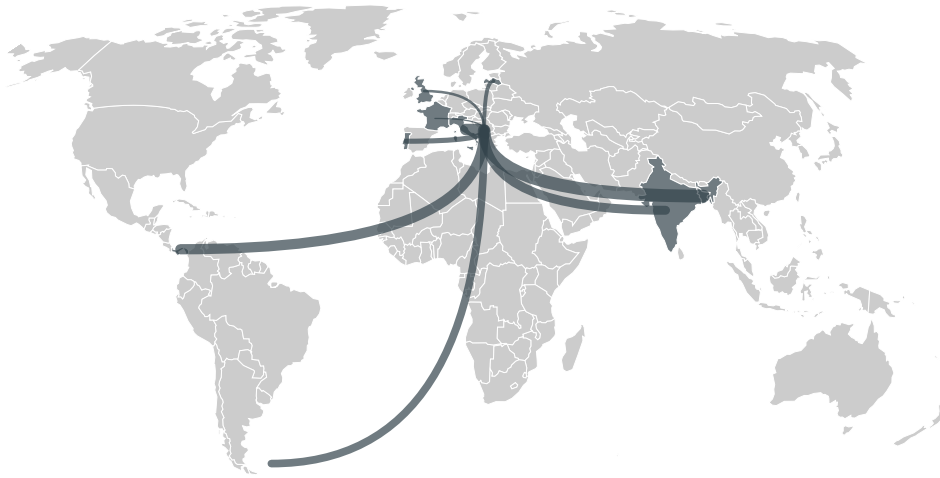
TOP EXPORT TRADERS OF SHRIMP IN MONTENEGRO IN 2017

MONTENEGRO ■

UNITED STATES

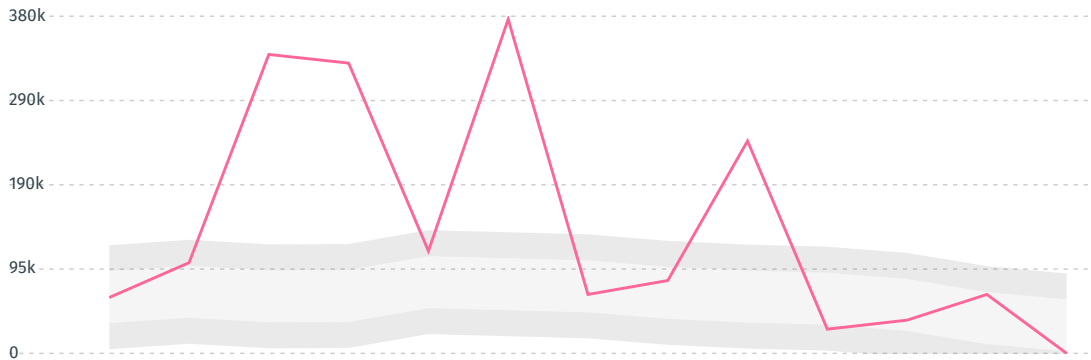
TOP EXPORT COUNTRIES OF SHRIMP TO MONTENEGRO IN 2017

BANGLADESH	31.4%
ITALY	18.5%
PANAMA	18.4%
INDIA	10.6%
FALKLAND ISLANDS (MALVINAS)	9%
ALBANIA	8.1%
PORTUGAL	3.7%
LATVIA	0.3%
UNITED KINGDOM	< 0.1%
FRANCE	< 0.1%



DEFORESTATION ALERTS IN ARGENTINA

There were **0** GLAD alerts reported in the week of the **25th of January 2021**. This was **low** compared to the same week in previous years.




Caution: GLAD alerts from the last six months are preliminary. Revisions are made as unconfirmed alerts are removed from the data and alert totals are finalized six months after posting. Source: **Global Forest Watch**

Trase is a partnership between



In collaboration with



Donors



This website uses cookies to provide you with an improved user experience. By continuing to browse this site, you consent to the use of cookies and similar technologies. Please visit our [privacy policy](#) for further details.

I AGREE