



# trase

## MOLDOVA (importer)

ACTIVITY                      COMMODITY                      YEAR  
**Importer**                      **Shrimp**                      **2015**

POPULATION                      GDP                      SURFACE AREA  
**2,834,530**                      **7,745,231,660.3**                      **33,850**

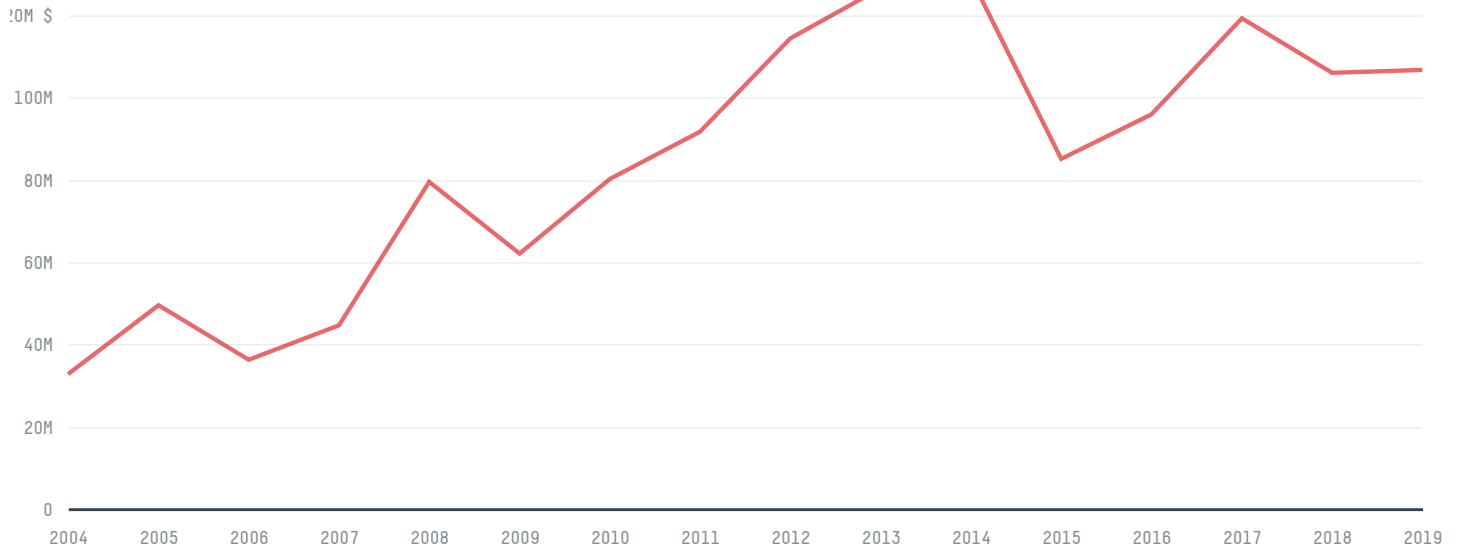
AGRICULTURAL LAND AREA                      FORESTED LAND AREA  
**24,589**                      **4,090**

MOLDOVA is the world's 134th largest country by area, 139th largest by population size and is the world's 146th largest economy (by GDP). Forests make up 12% of its area, and agriculture 73%. It's placement in the Human Development Index is 0.703. MOLDOVA is a signatory to NYDF ENDORSER and ADP SIGNATORY.

### TOP IMPORTS IN 2015

COMMODITY	WORLD IMPORT RANKING	PRODUCTION	IMPORTS	VALUE
CHICKEN	72	47,049	18,624,317.6	15,962,293
PORK	75	71,923	5,357,381.4	14,666,626
BEEF	126	8,419	1,300,545.8	4,018,340
SHRIMP	88	0	124,099	777,134

## IMPORT TRAJECTORY OF MOLDOVA



## TOP EXPORT TRADERS OF SHRIMP IN MOLDOVA IN 2015



## TOP EXPORT COUNTRIES OF SHRIMP TO MOLDOVA IN 2015

ESTONIA 52.4%

VIETNAM 19.3%

DENMARK 12.2%

INDIA 6.1%

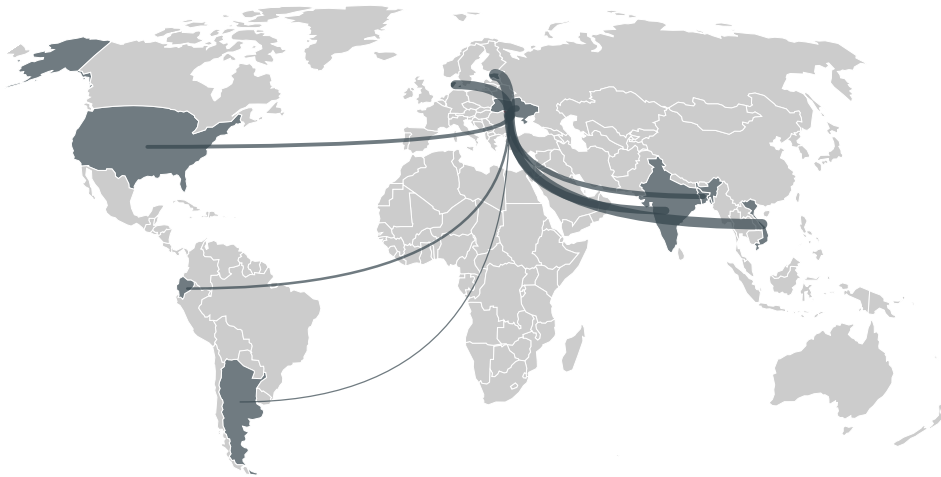
UKRAINE 5.2%

BANGLADESH 4.2%

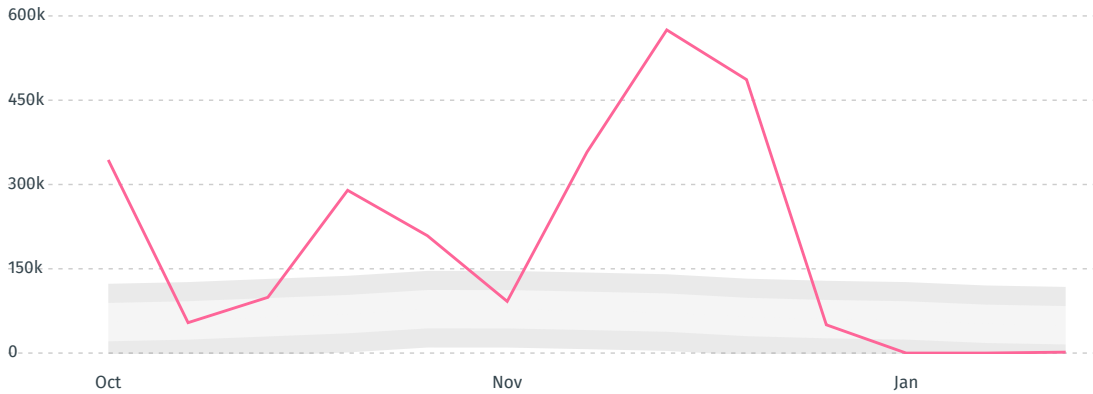
UNITED STATES 0.4%

ECUADOR 0.1%

ARGENTINA < 0.1%



## DEFORESTATION ALERTS IN ARGENTINA



Trase is a partnership between

In collaboration with

Donors

Stockholm Environment Institute

vizzuality

The Global Environment Facility

WWF

Europe

Global Canopy Programme

The European Forest Institute

Gordon and Betty Moore Foundation

This website uses cookies to provide you with an improved user experience. By continuing to browse this site, you consent to the use of cookies and similar technologies. Please visit our [privacy policy](#) for further details.

I AGREE