



trase

JORDAN (importer)

ACTIVITY	COMMODITY	YEAR
Importer	Shrimp	2017

POPULATION	GDP	LAND AREA
9,779,173	41,408,960,786.8	88,780

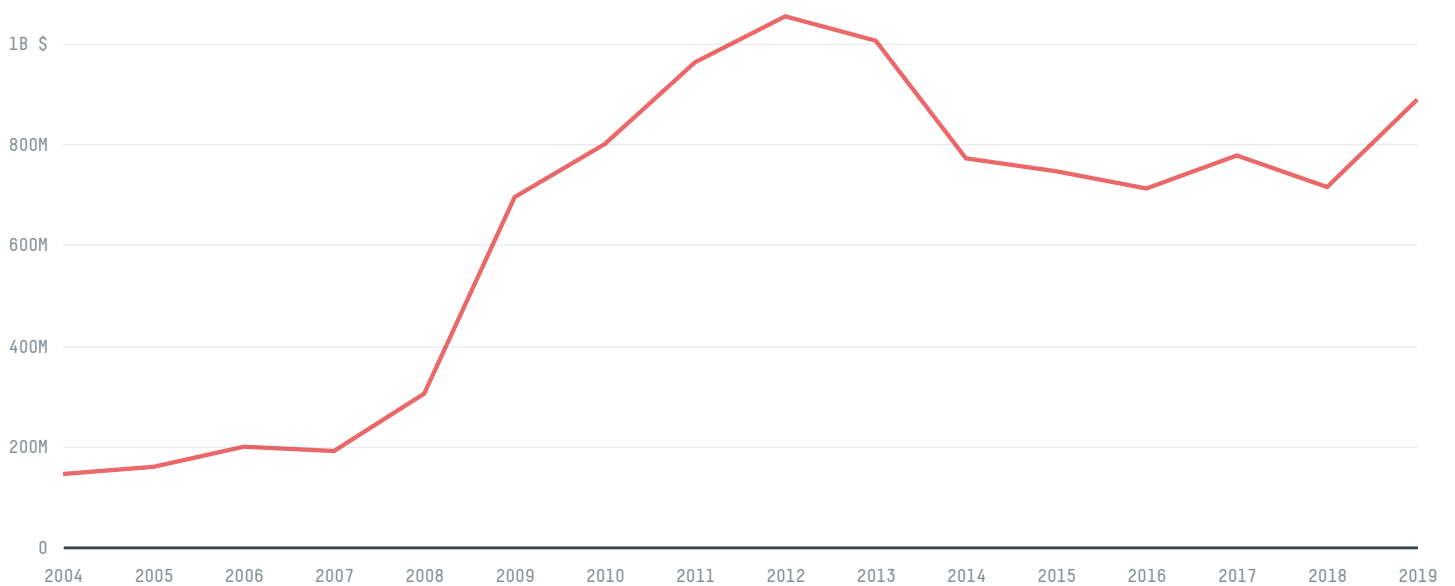
AGRICULTURAL LAND AREA	FORESTED LAND AREA
10,659.6	975

JORDAN is the world's 109th largest country by land mass, 91st largest by population size and is the world's 89th largest economy (by GDP). Forests make up 1% of its land mass and agricultural areas, 12%. It's placement in the Human Development Index is 0.722. JORDAN is a signatory to NYDF ENDORSER and ADP SIGNATORY.


TOP IMPORTS IN 2017

COMMODITY	WORLD IMPORT RANKING	PRODUCTION	IMPORTS	VALUE
SUGARCANE	40	0	2,550,706,277.8	193,319,325
CORN	28	22,044	986,279,124.7	232,685,085
WOOD PULP	44	-	55,381,462	34,337,661
BEEF	37	28,420	53,081,145.6	217,134,609
COFFEE	58	0	17,555,426.5	64,178,178
SOY	33	0	12,219,460.5	11,376,322
COCOA	64	0	3,110,191	10,313,832
SHRIMP	67	0	593,679	5,933,200
PORK	129	0	81,263.9	480,054
PALM OIL	-	-	-	-
CHICKEN	115	192,484	0	6,344,842

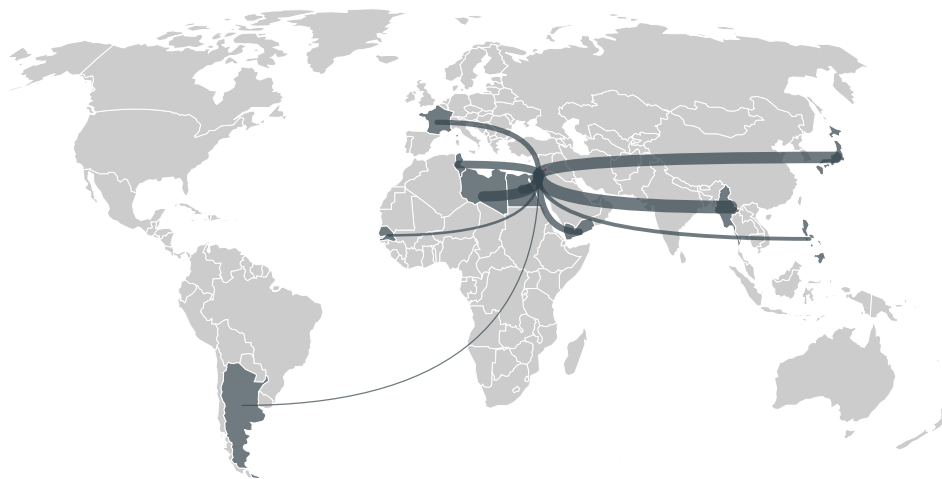
IMPORT TRAJECTORY OF JORDAN



TOP EXPORT TRADERS OF SHRIMP IN JORDAN IN 2017



TOP EXPORT COUNTRIES OF SHRIMP TO JORDAN IN 2017



MYANMAR 51.4%

JAPAN 17.3%

LIBYA 8%

EGYPT 7.3%

TUNISIA 6.7%

YEMEN 6%

FRANCE 1.5%

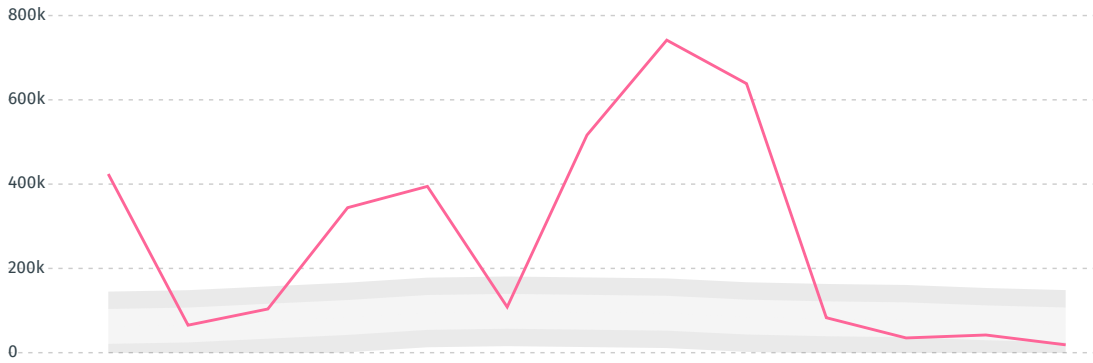
PHILIPPINES 1.4%

SENEGAL 0.3%

ARGENTINA 0.1%

DEFORESTATION ALERTS IN ARGENTINA

There were **18,638** GLAD alerts reported in the week of the **18th of January 2021**. This was **low** compared to the same week in previous years.

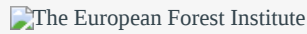


Caution: GLAD alerts from the last six months are preliminary. Revisions are made as unconfirmed alerts are removed from the data and alert totals are finalized six months after posting. Source: **Global Forest Watch**

Trase is a partnership between



In collaboration with



and many other organizations and individuals.

Donors



[Terms of Use](#) · [Privacy policy](#) · [Cookie policy](#) · [Contact us](#)