



trase

JAPAN (importer)

ACTIVITY	COMMODITY	YEAR
Importer	Shrimp	2017

POPULATION	GDP	SURFACE AREA
126,785,797	4,866,864,409,657.7	377,970

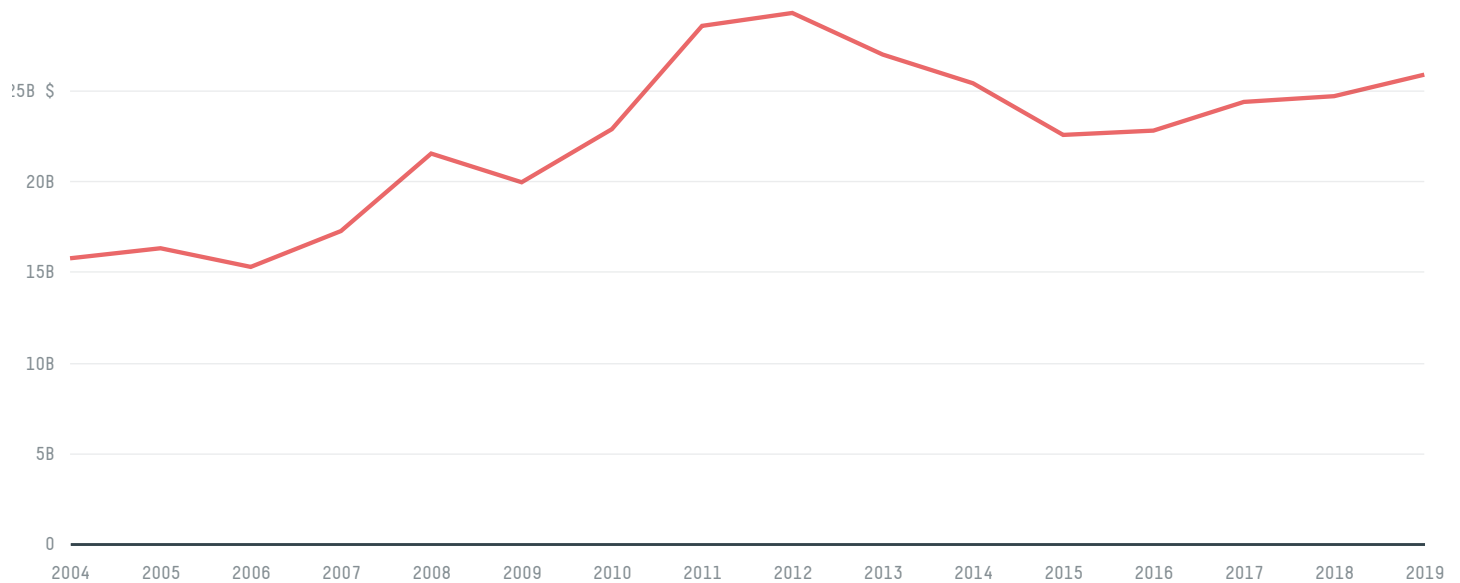
AGRICULTURAL LAND AREA	FORESTED LAND AREA
44,710	249,564

JAPAN is the world's 61st largest country by area, 10th largest by population size and is the world's 3rd largest economy (by GDP). Forests make up 66% of its area, and agriculture 12%. It's placement in the Human Development Index is 0.913. JAPAN is a signatory to NYDF ENDORSER and ADP SIGNATORY.

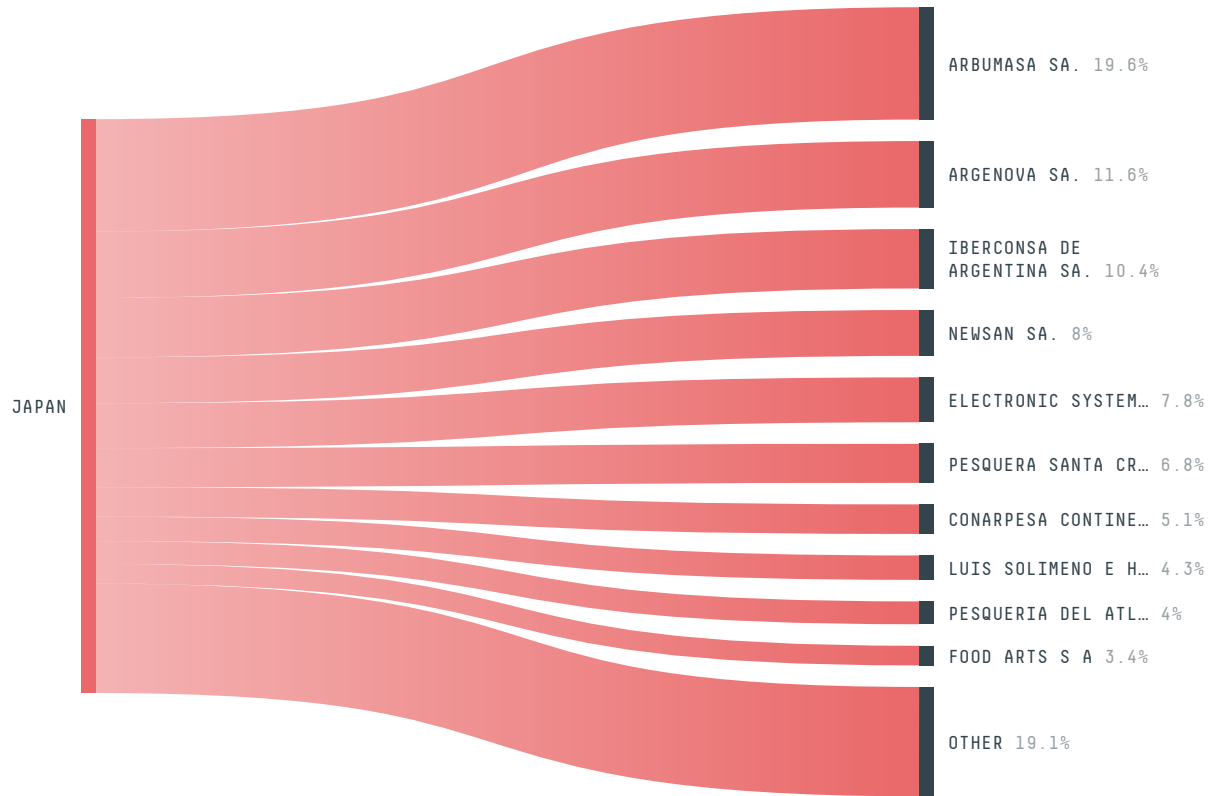
TOP IMPORTS IN 2017

COMMODITY	WORLD IMPORT RANKING	PRODUCTION	IMPORTS	VALUE
SUGARCANE	16	1,297,000	11,557,257,798.8	1,032,297,665
PORK	2	1,272,301	1,228,518,042.6	5,171,144,338
CHICKEN	1	2,214,899	1,228,383,147.5	3,601,133,554
BEEF	3	469,096	908,205,716.5	4,245,329,129
PALM OIL	11	-	744,891,294.1	529,094,726
COFFEE	4	0	447,437,808.3	1,628,952,246
SHRIMP	2	1,354	172,314,632	1,887,880,507
COCOA	14	0	114,372,363	414,625,776
COTTON	16	0	93,288,213.9	179,267,840
PALM KERNEL	9	-	72,400,925	101,190,574
CORN	130	165	4,419,807.7	3,086,847,730
SOY	128	253,000	2,128,056.2	2,212,049,677
WOOD PULP	130	-	0	244,230,631

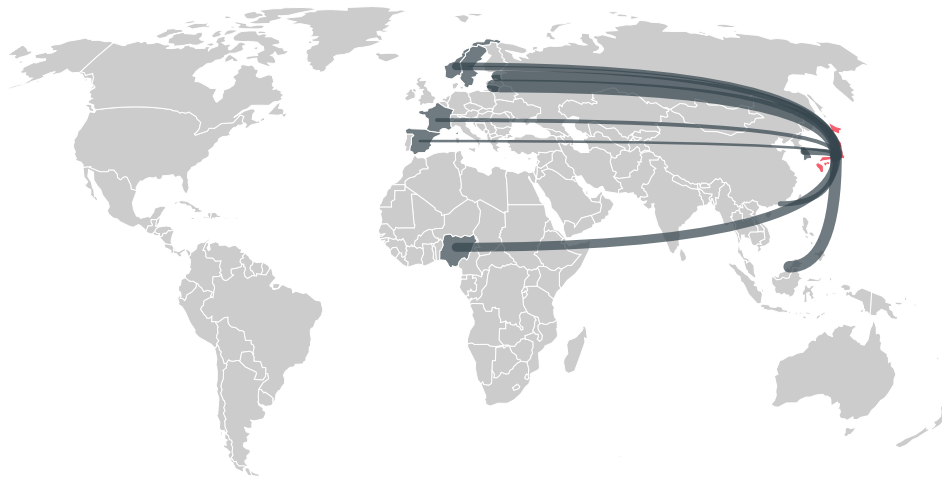
IMPORT TRAJECTORY OF JAPAN



TOP EXPORT TRADERS OF SHRIMP IN JAPAN IN 2017



TOP EXPORT COUNTRIES OF SHRIMP TO JAPAN IN 2017



LITHUANIA 29.1%

BRUNEI 17.1%

ESTONIA 13.3%

NIGERIA 12.2%

NORWAY 12.1%

SOUTH KOREA 11%

CHINA (HONG KONG)
3.2%

FRANCE 1%

SPAIN 0.7%

SWEDEN 0.4%


Trase is a partnership between

 Stockholm Environment Institute

 Global Canopy Programme

In collaboration with

 vizzuality

 The European Forest Institute

and many other organizations and individuals.

Donors

 The Global Environment Facility

 WWF

 Europe

 Gordon and Betty Moore Foundation

 The Nature Conservancy

 Department for International Development

 Formas

 Norway's International Climate and Forest Initiative (NICFI)

[Terms of Use](#) · [Privacy policy](#) · [Cookie policy](#) · [Contact us](#)