



trase

ITALY (importer)

ACTIVITY	COMMODITY	YEAR
Importer	Shrimp	2017

POPULATION	GDP	LAND AREA
60,536,709	1,961,796,197,354.4	294,140

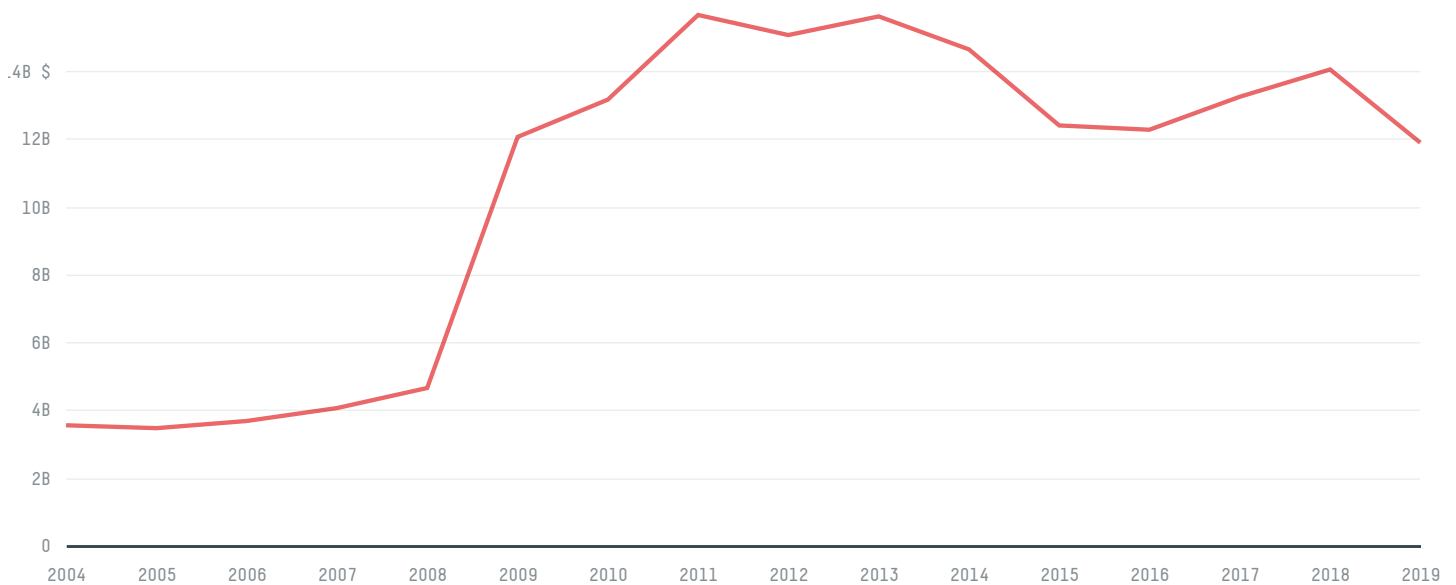
AGRICULTURAL LAND AREA	FORESTED LAND AREA
127,170	93,508

ITALY is the world's 71st largest country by land mass, 23rd largest by population size and is the world's 9th largest economy (by GDP). Forests make up 32% of its land mass and agricultural areas, 43%. It's placement in the Human Development Index is 0.881. ITALY is a signatory to NYDF ENDORSER and ADP SIGNATORY.

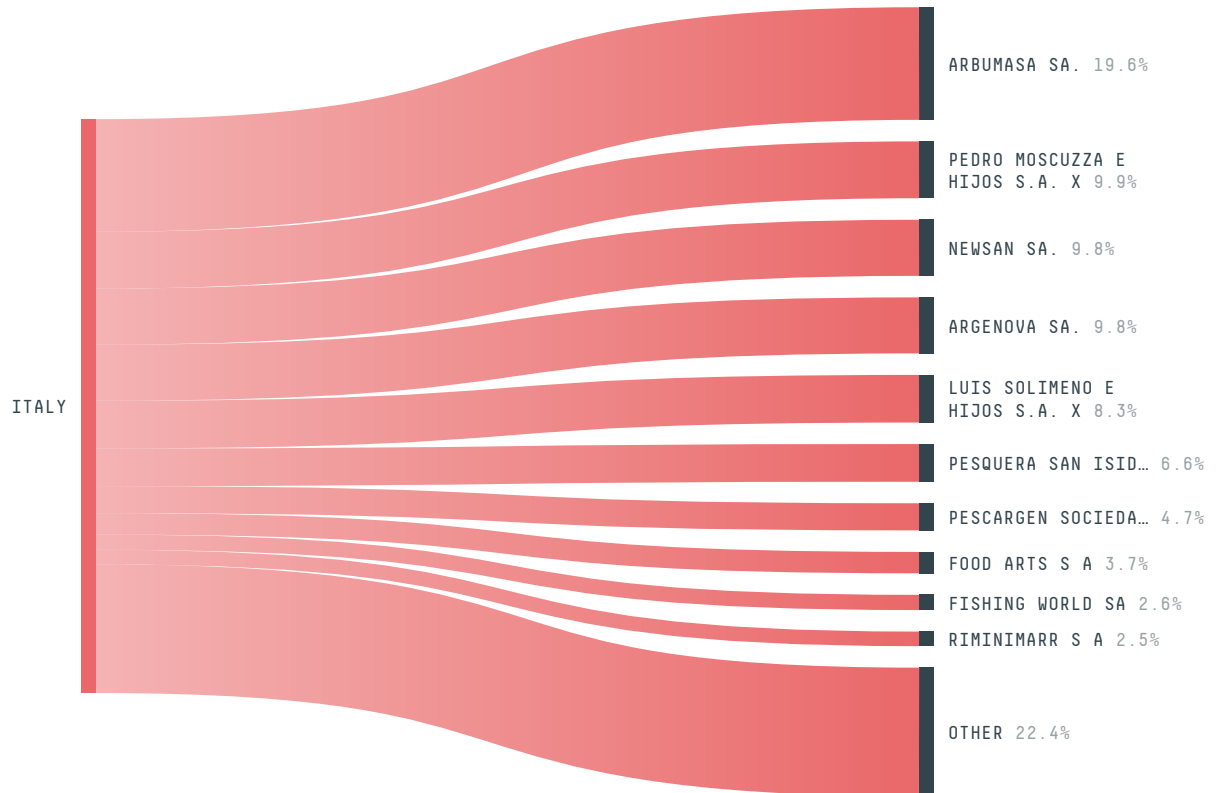
TOP IMPORTS IN 2017

COMMODITY	WORLD IMPORT RANKING	PRODUCTION	IMPORTS	VALUE
SUGARCANE	9	0	12,397,071,629.1	918,559,401
CORN	5	6,048,499	5,522,790,135.9	1,149,767,908
WOOD PULP	4	-	3,273,162,130	1,972,967,770
PORK	2	1,466,949	939,879,647.7	2,345,772,879
COFFEE	3	0	586,626,076.3	1,793,361,100
BEEF	10	739,830	477,510,981.9	3,650,820,259
COCOA	10	0	199,782,118	678,967,124
COTTON	10	0	147,930,390.3	110,134,094
SHRIMP	7	6	64,765,056	512,742,186
PALM KERNEL	12	-	48,108,542	71,126,295
CHICKEN	15	1,006,677	8,946,104.9	14,861,974
SOY	47	1,019,781	5,872,110.3	5,427,051
PALM OIL	-	-	-	-

IMPORT TRAJECTORY OF ITALY



TOP EXPORT TRADERS OF SHRIMP IN ITALY IN 2017

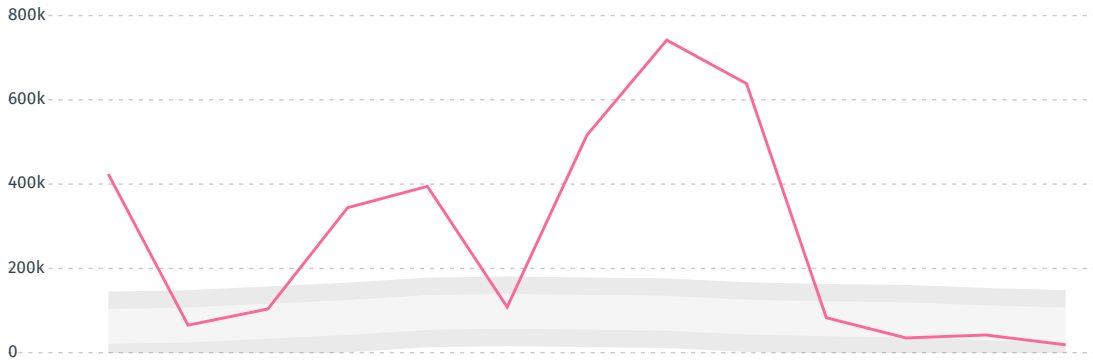


TOP EXPORT COUNTRIES OF SHRIMP TO ITALY IN 2017



DEFORESTATION ALERTS IN ARGENTINA

There were **18,638** GLAD alerts reported in the week of the **18th of January 2021**. This was **low** compared to the same week in previous years.

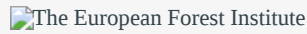


Caution: GLAD alerts from the last six months are preliminary. Revisions are made as unconfirmed alerts are removed from the data and alert totals are finalized six months after posting. Source: **Global Forest Watch**

Trase is a partnership between



In collaboration with



and many other organizations and individuals.

Donors



[Terms of Use](#) · [Privacy policy](#) · [Cookie policy](#) · [Contact us](#)