



trase

GREECE (importer)

ACTIVITY	COMMODITY	YEAR
Importer	Shrimp	2017

POPULATION	GDP	SURFACE AREA
10,754,679	203,588,424,740.3	131,960

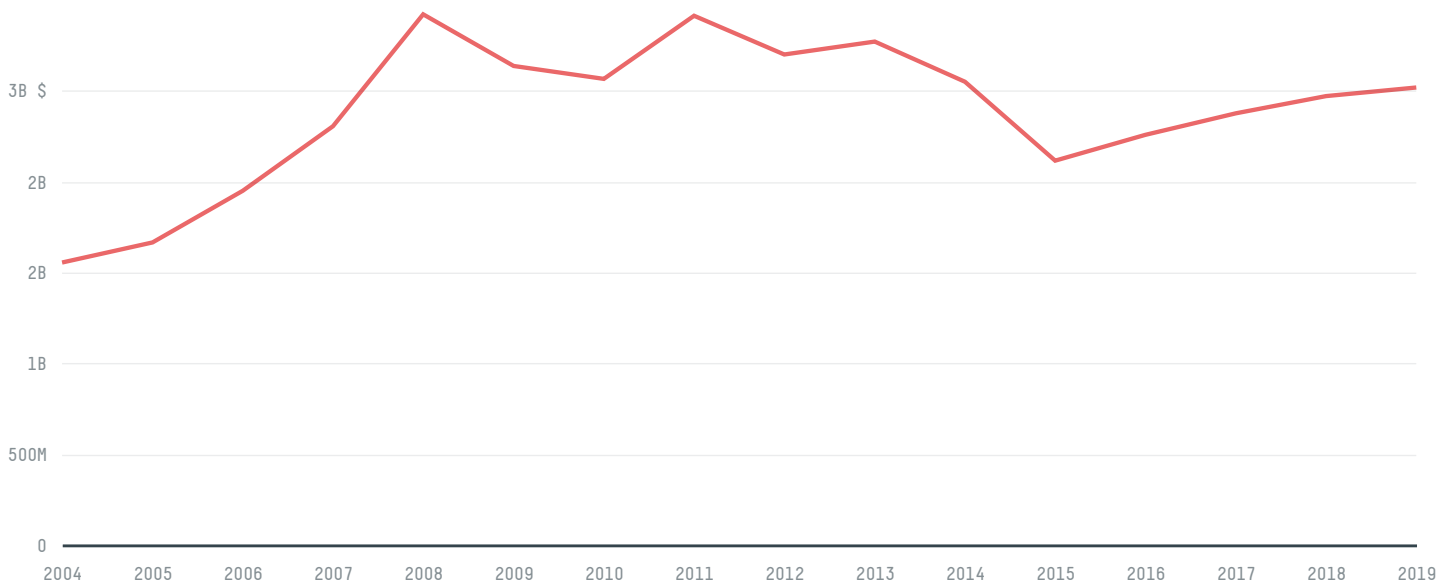
AGRICULTURAL LAND AREA	FORESTED LAND AREA
61,360	40,842

GREECE is the world's 94th largest country by area, 84th largest by population size and is the world's 51st largest economy (by GDP). Forests make up 31% of its area, and agriculture 46%. It's placement in the Human Development Index is 0.871. GREECE is a signatory to NYDF ENDORSER and ADP SIGNATORY.

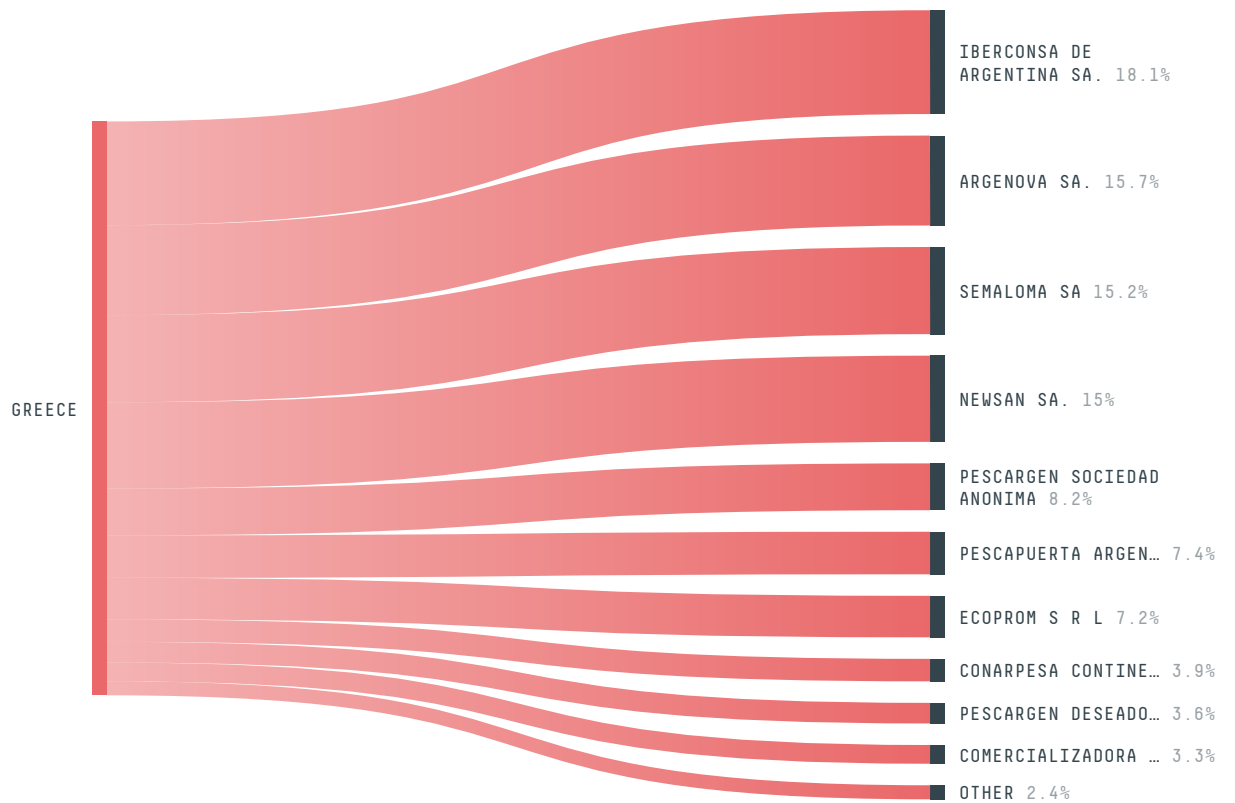
TOP IMPORTS IN 2017

COMMODITY	WORLD IMPORT RANKING	PRODUCTION	IMPORTS	VALUE
SUGARCANE	39	0	3,034,045,942	223,369,739
CORN	31	1,461,730	752,512,476.4	187,333,996
SOY	37	8,099	663,447,083.5	263,323,119
PORK	18	77,319	206,979,805.7	552,216,436
BEEF	24	41,766	136,827,388.9	558,819,580
PALM OIL	48	-	102,205,882.6	72,626,569
CHICKEN	41	243,730	76,523,505.2	133,224,141
COFFEE	36	0	43,885,374	246,559,963
COCOA	39	0	14,924,372	54,569,252
SHRIMP	29	0	7,167,785	55,685,932
WOOD PULP	70	-	397,814	361,727

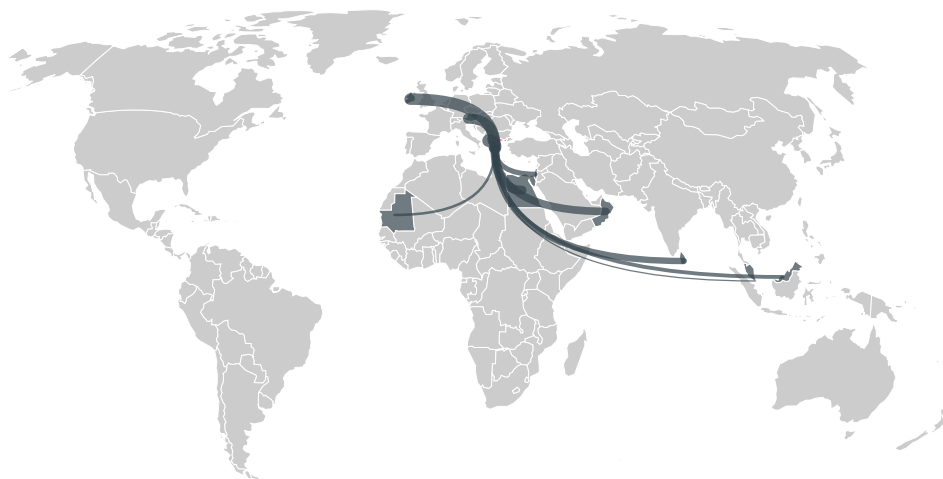
IMPORT TRAJECTORY OF GREECE



TOP EXPORT TRADERS OF SHRIMP IN GREECE IN 2017



TOP EXPORT COUNTRIES OF SHRIMP TO GREECE IN 2017



ALBANIA 30.4%

IRELAND 21.6%

AUSTRIA 21.3%

EGYPT 13.6%

OMAN 7.3%

SRI LANKA 2.6%

ISRAEL 1.7%

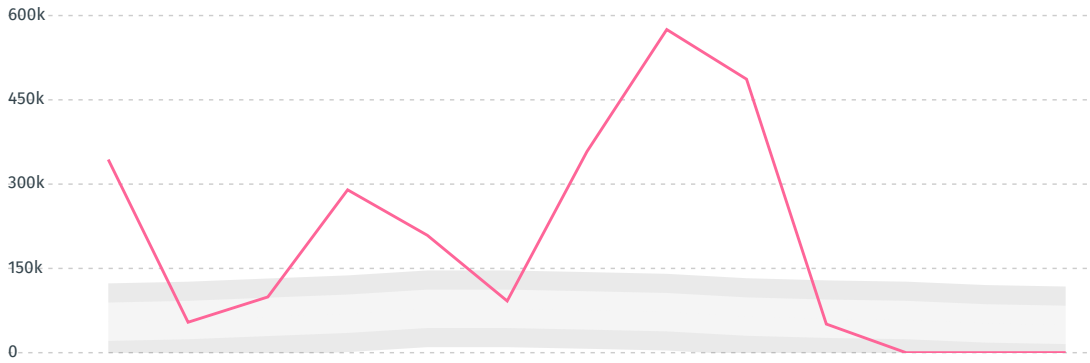
MALAYSIA 1.3%

MAURITANIA 0.2%

SINGAPORE 0.1%

DEFORESTATION ALERTS IN ARGENTINA

There were **115** GLAD alerts reported in the week of the **18th of January 2021**. This was **low** compared to the same week in previous years.



Caution: GLAD alerts from the last six months are preliminary. Revisions are made as unconfirmed alerts are removed from the data and alert totals are finalized six months after posting. Source: **Global Forest Watch**

Trase is a partnership between



In collaboration with



and many other organizations and individuals.

Donors



[Terms of Use](#) · [Privacy policy](#) · [Cookie policy](#) · [Contact us](#)