



trase

BRAZIL (exporter)

ACTIVITY	COMMODITY	YEAR
Exporter	Pork	2018

POPULATION	GDP	SURFACE AREA
209,469,333	1,885,482,534,238.3	8,515,770

AGRICULTURAL LAND AREA	FORESTED LAND AREA	AGRICULTURAL EXPORT VALUE
2,835,460	4,925,540	82,863,495

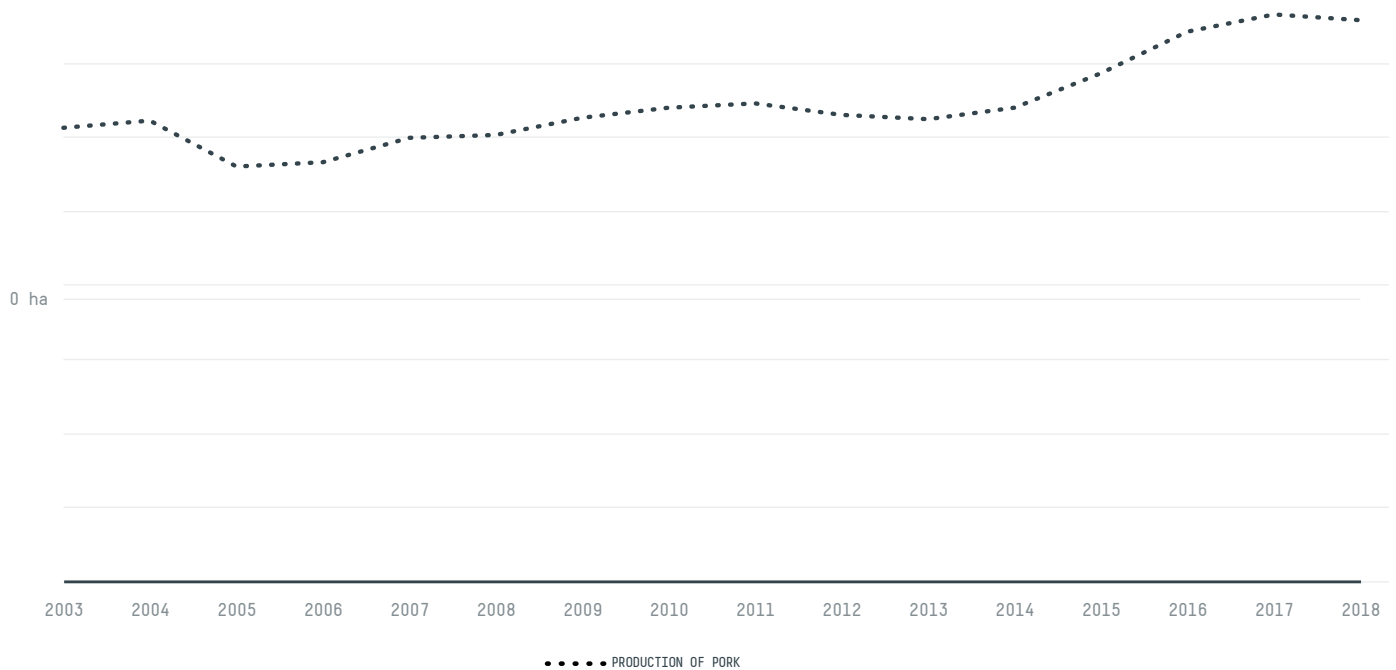
BRAZIL is the world's 5th largest country by area, 6th largest by population size and is the world's 9th largest economy (by GDP). Forests make up 58% of its area, and agriculture 33%. It's placement in the Human Development Index is 0.761.

BRAZIL is a signatory to NYDF ENDORSER and ADP SIGNATORY.

TOP EXPORTS IN 2018

COMMODITY	WORLD EXPORT RANKING	PRODUCTION	EXPORTS	VALUE
SUGARCANE	1	746,828,157	188,960,495,738.5	7,417,910,566
SOY	1	117,887,672	102,373,855,210	40,845,090,960
CHICKEN	1	14,914,563	3,975,516,163.7	6,237,870,182
BEEF	1	9,900,000	2,383,106,881	7,368,231,086
COFFEE	1	3,556,638	1,940,497,164	4,961,897,381
COTTON	3	4,956,044	959,709,101.9	1,605,571,089
PORK	9	3,787,660	637,075,667.2	1,191,789,329
CORN	33	82,288,298	215,843,425.6	4,179,312,867
COCOA	16	239,387	50,082,763	204,764,918
PALM OIL	33	-	30,427,590.4	19,295,280
PALM KERNEL	24	-	653,608	1,554,370
WOOD PULP	38	-	265,239	393,015,458

DEFORESTATION TRAJECTORY OF BRAZIL

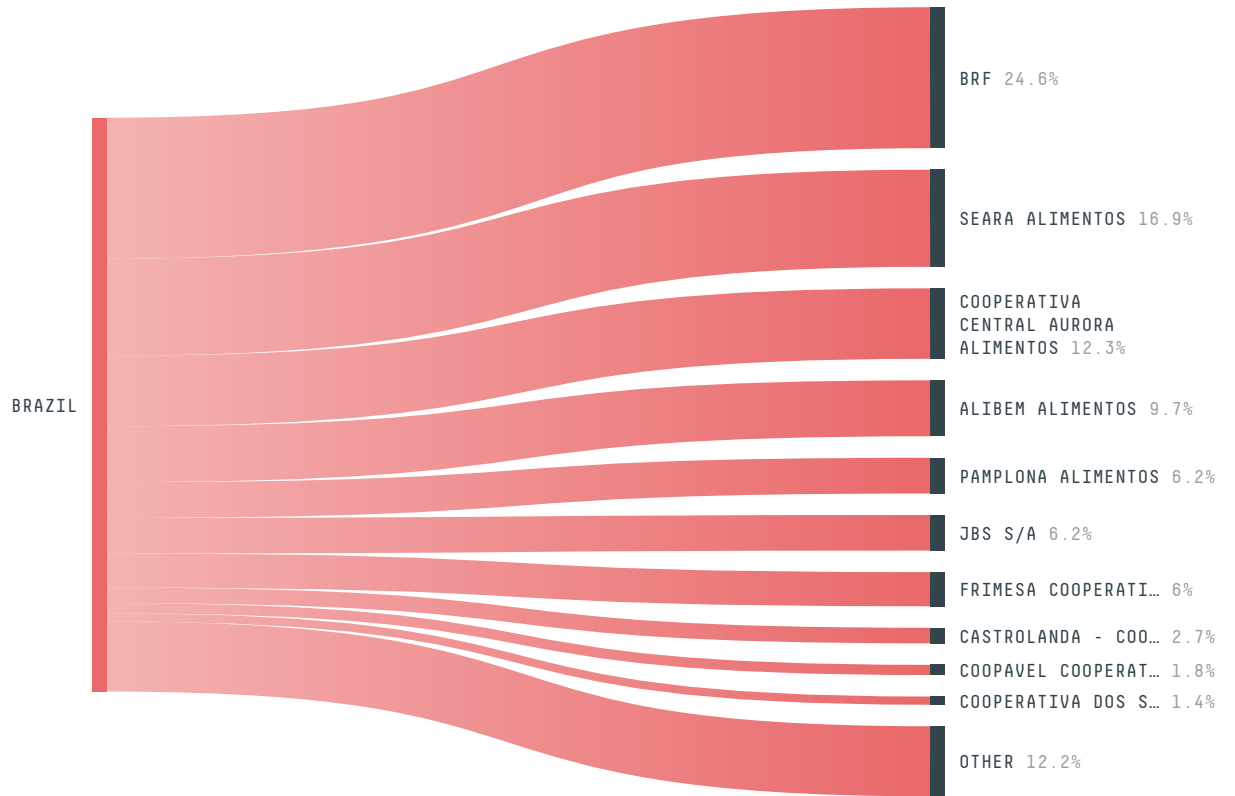


AGRICULTURAL INDICATORS

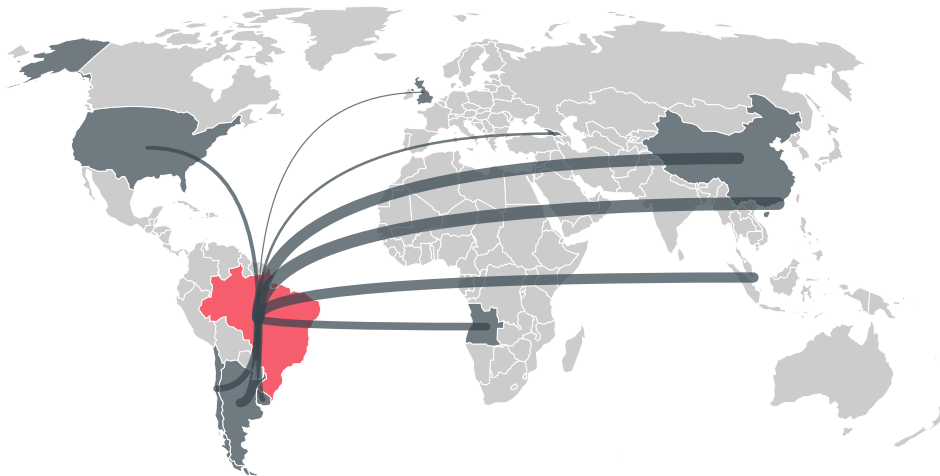
AGRICULTURAL INDICATORS	SCORE
Production of soy	117,887,672 t
Soy yield	- t/ha
Agricultural land used for soy	- %

ENVIRONMENTAL INDICATORS	SCORE
Territorial deforestation	- ha
Soy deforestation	- ha
Land-based CO2 emissions	- t CO2
Water scarcity	- /7
SOCIO-ECONOMIC INDICATORS	SCORE
Human Development Index	0.761 /1
GDP per capita	- USD/capita
GDP from agriculture	- %
Smallholder dominance	- %
Reported cases of forced labour	-
Reported cases of land conflicts	-
Population	-
TERRITORIAL GOVERNANCE	SCORE
Legal Reserve deficit	- ha
Legal Reserve deficit as a % of private land	- %
Protected vegetation in private land	- ha
Unprotected vegetation in private land	- ha
ACTOR COMMITMENTS	SCORE
Round Table on Responsible Soy	- t

TOP IMPORT TRADERS OF PORK IN BRAZIL IN 2018



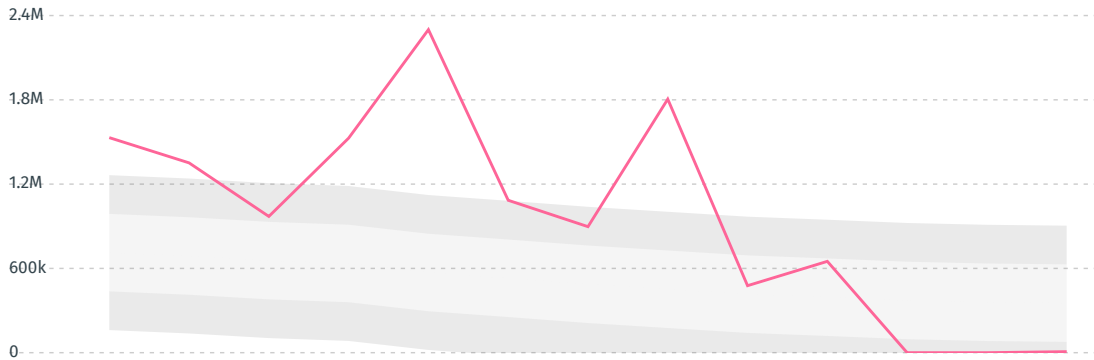
TOP IMPORT COUNTRIES OF PORK FROM BRAZIL IN 2018



CHINA (HONG KONG)	23.8%
CHINA (MAINLAND)	20.2%
SINGAPORE	5.8%
ARGENTINA	5.5%
ANGOLA	5.4%
CHILE	4.9%
URUGUAY	4.9%
UNITED STATES	2.5%
GEORGIA	2.4%
UNITED KINGDOM	2%

DEFORESTATION ALERTS IN BRAZIL

There were **7,375** GLAD alerts reported in the week of the **18th of January 2021**. This was **low** compared to the same week in previous years.



Caution: GLAD alerts from the last six months are preliminary. Revisions are made as unconfirmed alerts are removed from the data and alert totals are finalized six months after posting. Source: **Global Forest Watch**

Trase is a partnership between

Stockholm Environment Institute

Global Canopy Programme

In collaboration with

vizzuality

The European Forest Institute

and many other organizations and individuals.

Donors

The Global Environment Facility

WWF

Europe

Gordon and Betty Moore Foundation

The Nature Conservancy

Department for International Development

Formas

Norway's International Climate and Forest Initiative (NICFI)

[Terms of Use](#) · [Privacy policy](#) · [Cookie policy](#) · [Contact us](#)