



trase

ANGOLA (importer)

ACTIVITY	COMMODITY	YEAR
Importer	Pork	2018

POPULATION	GDP	SURFACE AREA
30,809,762	101,353,230,784.6	1,246,700

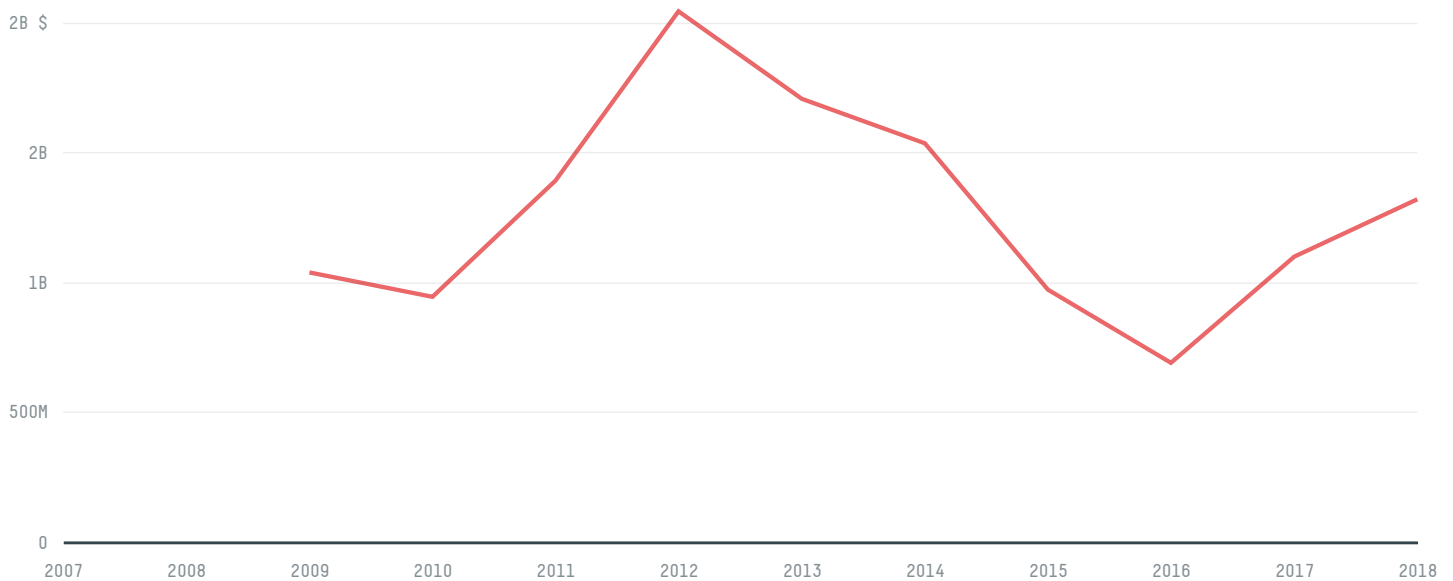
AGRICULTURAL LAND AREA	FORESTED LAND AREA
591,900	577,312

ANGOLA is the world's 21st largest country by area, 45th largest by population size and is the world's 62nd largest economy (by GDP). Forests make up 46% of its area, and agriculture 47%. It's placement in the Human Development Index is 0.574. ANGOLA is a signatory to NYDF ENDORSER and ADP SIGNATORY.

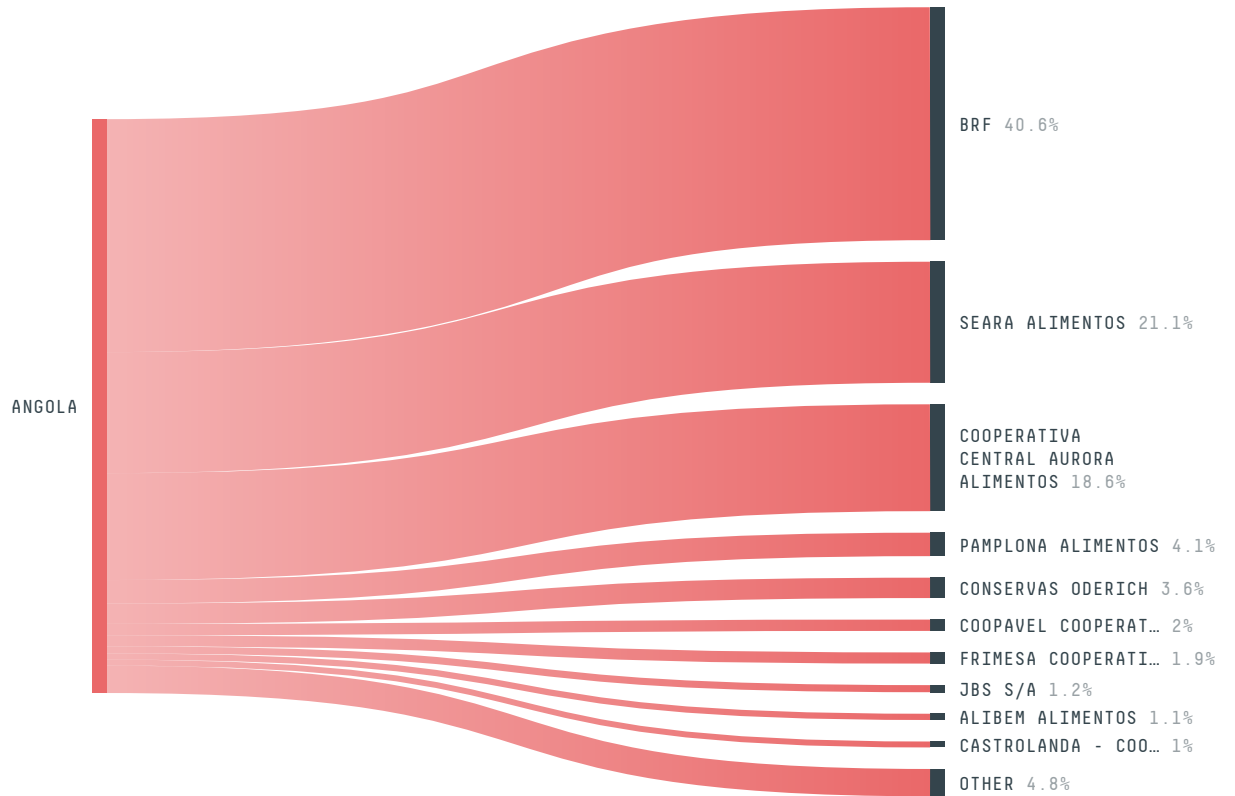
TOP IMPORTS IN 2018

COMMODITY	WORLD IMPORT RANKING	PRODUCTION	IMPORTS	VALUE
SUGARCANE	35	572,948	3,230,684,020.8	231,159,525
CHICKEN	12	27,208	434,798,395.1	470,765,849
CORN	45	2,271,102	258,698,035.8	126,057,287
BEEF	21	104,761	163,367,138.2	177,673,419
PORK	29	96,149	116,837,854.8	131,809,353
PALM OIL	46	-	114,908,482.2	152,528,141
SOY	101	11,557	20,356,850.7	12,996,196
COFFEE	100	16,079	2,377,672.5	10,944,980
WOOD PULP	70	-	368,486	466,699
SHRIMP	79	0	306,990	2,698,245
COTTON	117	5,500	38,502.4	74,490

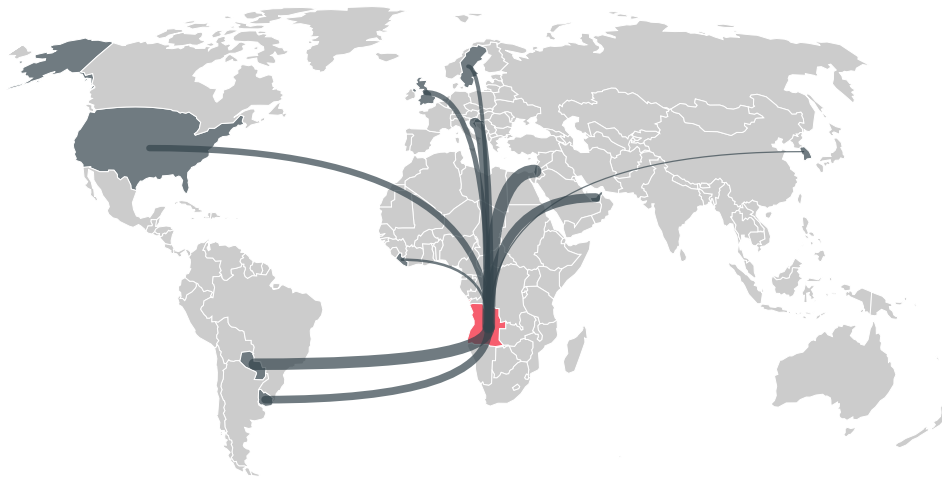
IMPORT TRAJECTORY OF ANGOLA



TOP EXPORT TRADERS OF PORK IN ANGOLA IN 2018




TOP EXPORT COUNTRIES OF PORK TO ANGOLA IN 2018




Country	Percentage
ISRAEL	17.7%
PARAGUAY	16.9%
CROATIA	16.7%
UNITED ARAB EMIRATES	14%
URUGUAY	8.8%
UNITED STATES	8.8%
UNITED KINGDOM	8.6%
SWEDEN	8.4%
LIBERIA	0.2%
SOUTH KOREA	< 0.1%


Trase is a partnership between

 Stockholm Environment Institute

 Global Canopy Programme

In collaboration with

 vizzuality

 The European Forest Institute

and many other organizations and individuals.

Donors

 The Global Environment Facility

 WWF

 Europe

 Gordon and Betty Moore Foundation

 The Nature Conservancy

 Department for International Development

 Formas

 Norway's International Climate and Forest Initiative (NICFI)

[Terms of Use](#) · [Privacy policy](#) · [Cookie policy](#) · [Contact us](#)