



trase

PERU (importer)

ACTIVITY	COMMODITY	YEAR
Importer	Pork	2018

POPULATION	GDP	LAND AREA
31,989,256	222,044,970,486.2	1,280,000

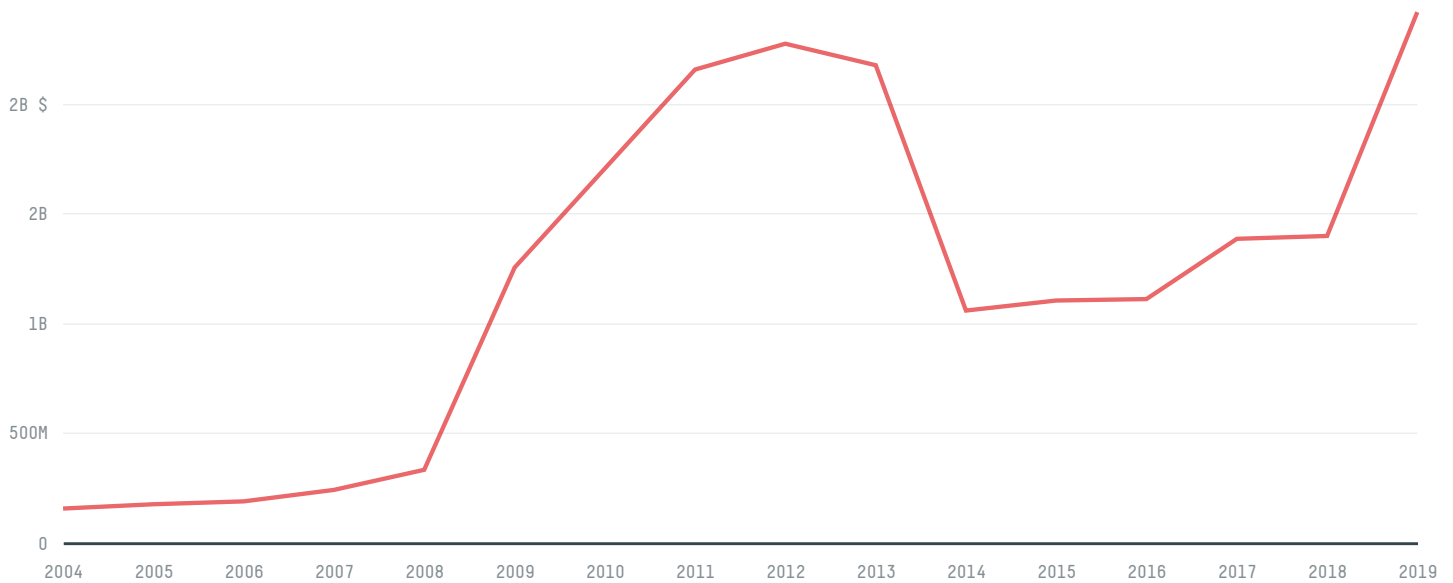
AGRICULTURAL LAND AREA	FORESTED LAND AREA
236,870	738,054

PERU is the world's 18th largest country by land mass, 43rd largest by population size and is the world's 50th largest economy (by GDP). Forests make up 58% of its land mass and agricultural areas, 19%. It's placement in the Human Development Index is 0.759. PERU is a signatory to NYDF ENDORSER and ADP SIGNATORY.

TOP IMPORTS IN 2018

COMMODITY	WORLD IMPORT RANKING	PRODUCTION	IMPORTS	VALUE
SUGARCANE	25	10,336,178	3,620,765,481.5	193,407,247
CORN	10	1,569,535	3,570,955,857.5	716,648,310
WOOD PULP	38	-	122,213,319	95,240,064
SOY	14	1,530	42,096,614.6	39,284,335
BEEF	49	189,703	33,410,502.9	83,107,549
SHRIMP	28	29,744.8	9,885,061	94,366,969
COCOA	58	134,676	5,419,650	20,995,283
COFFEE	97	369,622	1,753,637	17,294,927
CHICKEN	46	1,581,767	1,480,016.2	13,916,126
PALM KERNEL	71	-	289,840	402,514
PORK	102	162,421	271,155.5	1,458,954
PALM OIL	-	-	-	-

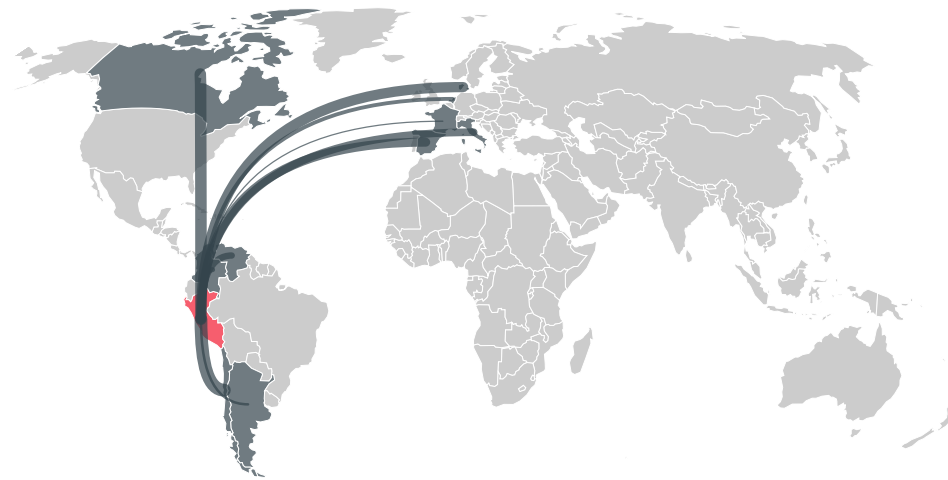
IMPORT TRAJECTORY OF PERU



TOP EXPORT TRADERS OF PORK IN PERU IN 2018



TOP EXPORT COUNTRIES OF PORK TO PERU IN 2018



CHILE	70.3%
CANADA	23.9%
DENMARK	2.9%
SPAIN	1.2%
ITALY	1.1%
VENEZUELA	0.3%
COLOMBIA	0.1%
NETHERLANDS	< 0.1%
ARGENTINA	< 0.1%
FRANCE	< 0.1%




[For more info](#)


[EXPLORE ON GFW](#)

Trase is a partnership between

 Stockholm Environment Institute

 Global Canopy Programme

In collaboration with

 vizzuality

 The European Forest Institute

and many other organizations and individuals.

Donors

 The Global Environment Facility

 WWF

 Europe

 Gordon and Betty Moore Foundation

 The Nature Conservancy

 Department for International Development

 Formas

 Norway's International Climate and Forest Initiative (NICFI)

[Terms of Use](#) · [Privacy policy](#) · [Cookie policy](#) · [Contact us](#)