



trase

MOLDOVA (importer)

ACTIVITY COMMODITY YEAR
Importer **Pork** **2018**

POPULATION GDP LAND AREA
2,706,049 **11,456,717,193.3** **32,890**

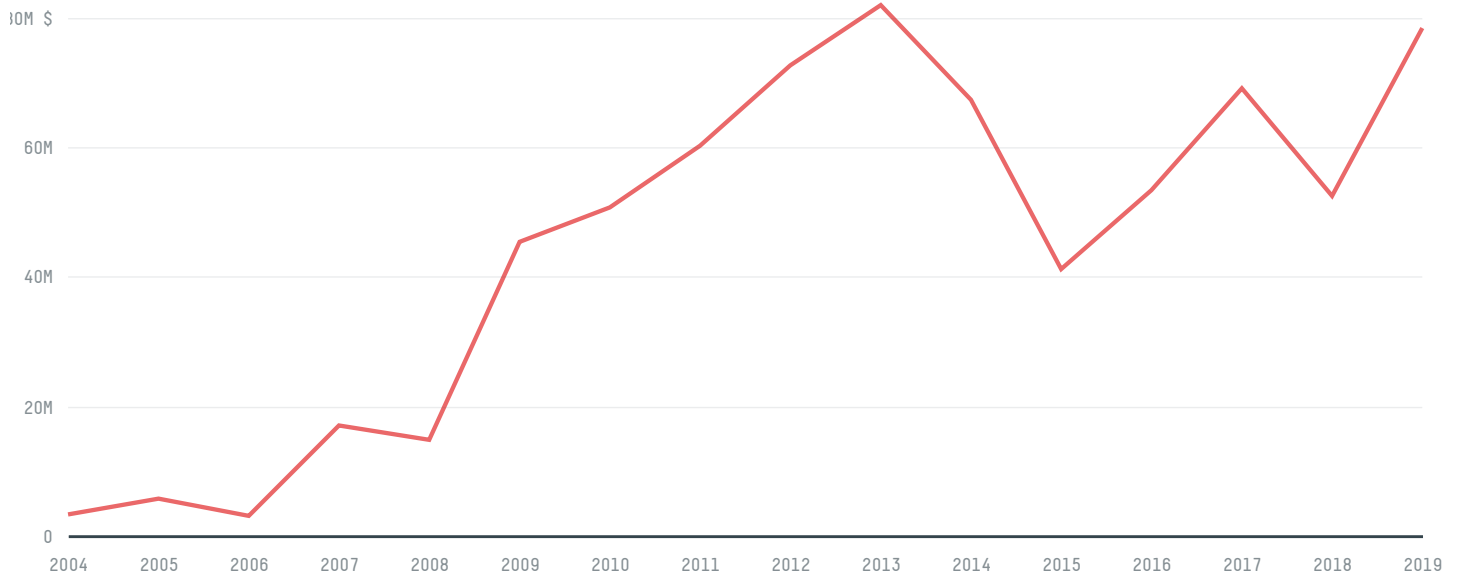
AGRICULTURAL LAND AREA FORESTED LAND AREA
24,410 **4,136**

MOLDOVA is the world's 133rd largest country by land mass, 140th largest by population size and is the world's 141st largest economy (by GDP). Forests make up 13% of its land mass and agricultural areas, 74%. It's placement in the Human Development Index is 0.711. MOLDOVA is a signatory to NYDF ENDORSER and ADP SIGNATORY.

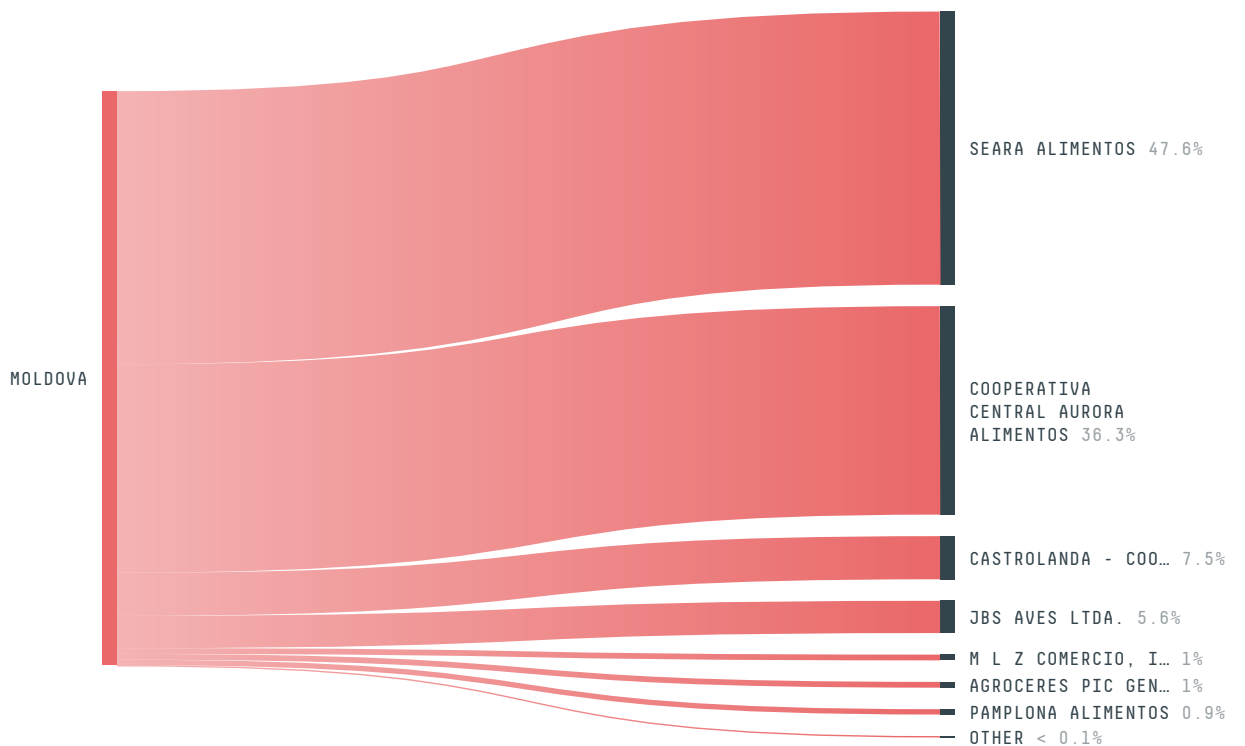
TOP IMPORTS IN 2018

COMMODITY	WORLD IMPORT RANKING	PRODUCTION	IMPORTS	VALUE
PORK	61	65,925	2,623,636.5	6,864,490
CHICKEN	37	45,234	2,261,239	1,905,043
BEEF	116	8,052	1,513,574.7	5,210,960
SHRIMP	85	0	169,238	1,389,140

IMPORT TRAJECTORY OF MOLDOVA



TOP EXPORT TRADERS OF PORK IN MOLDOVA IN 2018



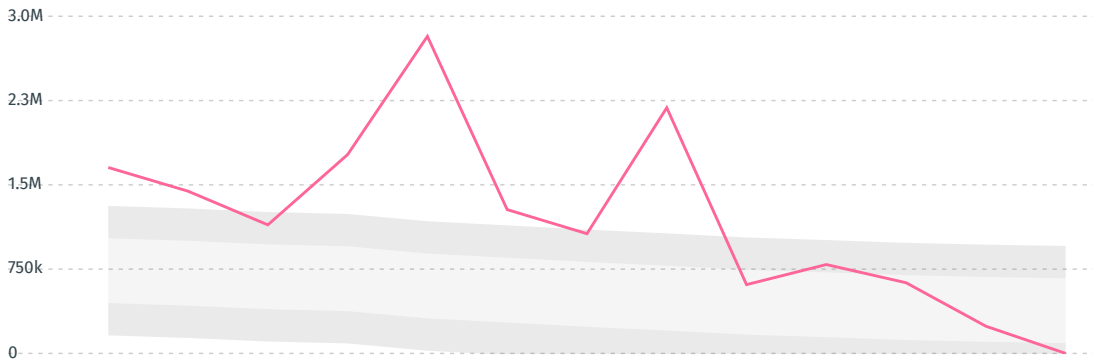
TOP EXPORT COUNTRIES OF PORK TO MOLDOVA IN 2018

GERMANY	48%
NETHERLANDS	22.8%
HUNGARY	11.4%
ITALY	6.2%
UNITED KINGDOM	3.5%
BELGIUM	2.5%
AUSTRIA	2.2%
SWEDEN	2.2%
FINLAND	1.2%
DENMARK	0.1%



DEFORESTATION ALERTS IN BRAZIL

There were **0** GLAD alerts reported in the week of the **18th of January 2021**. This was **low** compared to the same week in previous years.

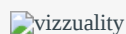


Caution: GLAD alerts from the last six months are preliminary. Revisions are made as unconfirmed alerts are removed from the data and alert totals are finalized six months after posting. Source: **Global Forest Watch**

Trase is a partnership between



In collaboration with



Donors



This website uses cookies to provide you with an improved user experience. By continuing to browse this site, you consent to the use of cookies and similar technologies. Please visit our [privacy policy](#) for further details.

I AGREE