



# trase

## MEXICO (importer)

ACTIVITY	COMMODITY	YEAR
<b>Importer</b>	<b>Pork</b>	<b>2018</b>

POPULATION	GDP	SURFACE AREA
<b>126,190,788</b>	<b>1,222,348,807,283.2</b>	<b>1,964,375</b>

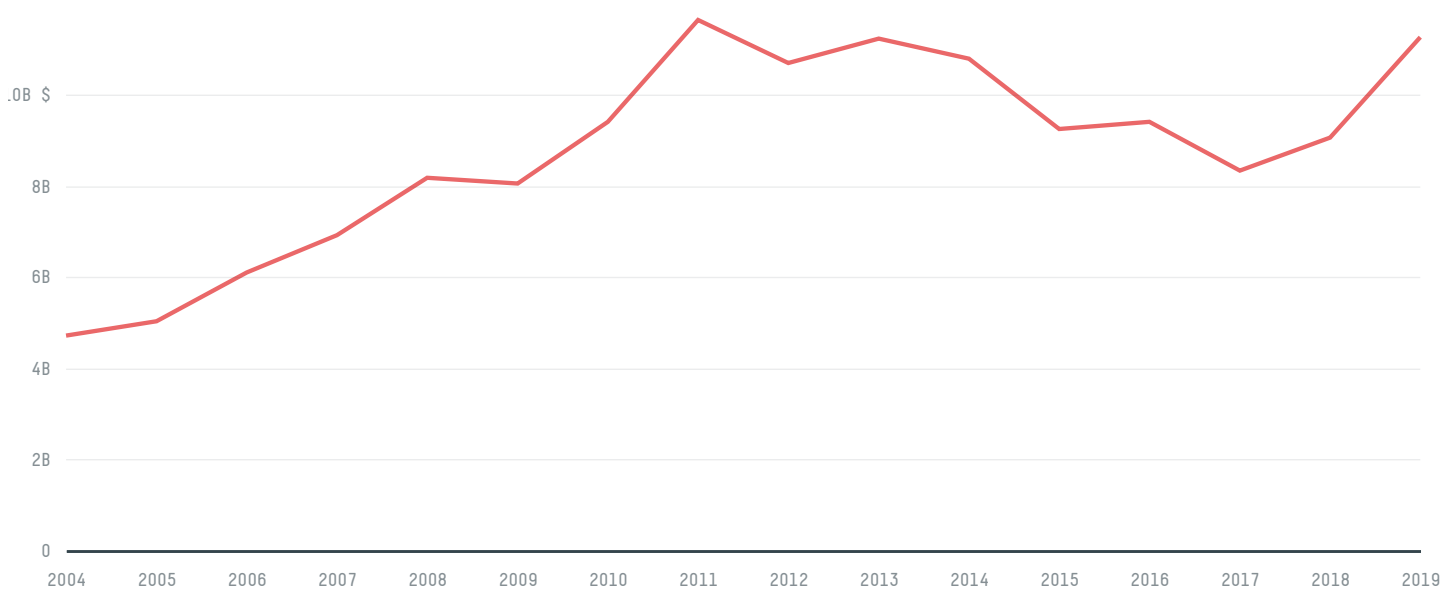
AGRICULTURAL LAND AREA	FORESTED LAND AREA
<b>1,062,360</b>	<b>659,484</b>

MEXICO is the world's 13th largest country by area, 11th largest by population size and is the world's 15th largest economy (by GDP). Forests make up 34% of its area, and agriculture 54%. It's placement in the Human Development Index is 0.767. MEXICO is a signatory to NYDF ENDORSER and ADP SIGNATORY.


## TOP IMPORTS IN 2018

COMMODITY	WORLD IMPORT RANKING	PRODUCTION	IMPORTS	VALUE
SUGARCANE	45	56,841,523	2,384,602,429.9	147,037,427
SOY	25	324,011	1,981,801,910.2	721,698,705
PORK	5	1,502,521	990,719,732.1	1,661,742,984
CHICKEN	5	3,338,372	825,284,458.2	826,218,610
PALM OIL	23	-	409,087,645.9	266,655,140
BEEF	13	1,980,846	326,183,679.6	1,236,830,220
CORN	43	27,169,977	275,765,671.8	3,368,102,685
COTTON	9	1,162,603	239,571,394.2	467,461,017
COCOA	23	28,399	38,543,964	136,128,519
WOOD PULP	25	-	38,460,758	77,011,799
PALM KERNEL	23	-	16,457,538	17,580,483
COFFEE	101	158,325	2,339,612.5	133,406,511
SHRIMP	97	157,936.2	101,484	344,113

## IMPORT TRAJECTORY OF MEXICO



## TOP EXPORT TRADERS OF PORK IN MEXICO IN 2018

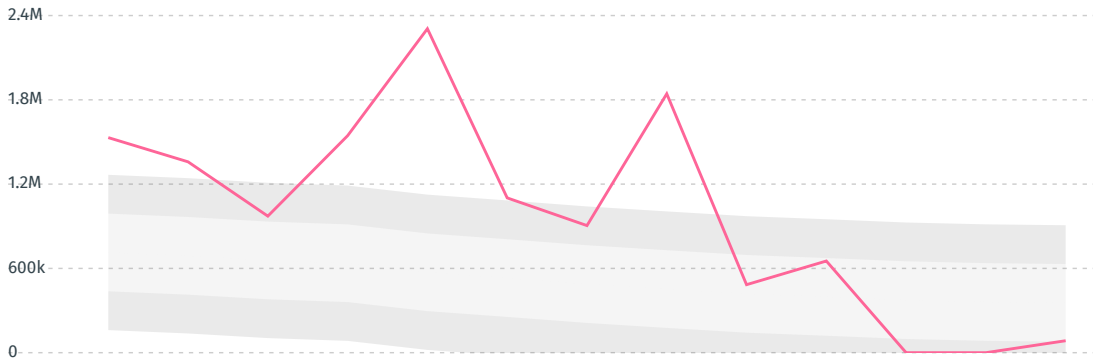


## TOP EXPORT COUNTRIES OF PORK TO MEXICO IN 2018



DEFORESTATION ALERTS IN BRAZIL

There were **85,218** GLAD alerts reported in the week of the **18th of January 2021**. This was **normal** compared to the same week in previous years.



Caution: GLAD alerts from the last six months are preliminary. Revisions are made as unconfirmed alerts are removed from the data and alert totals are finalized six months after posting. Source: **Global Forest Watch**

Trase is a partnership between



In collaboration with



and many other organizations and individuals.

Donors



[Terms of Use](#) · [Privacy policy](#) · [Cookie policy](#) · [Contact us](#)