



trase

COTE D'IVOIRE (importer)

ACTIVITY	COMMODITY	YEAR
Importer	Pork	2018

POPULATION	GDP	LAND AREA
25,069,229	58,011,466,450.9	318,000

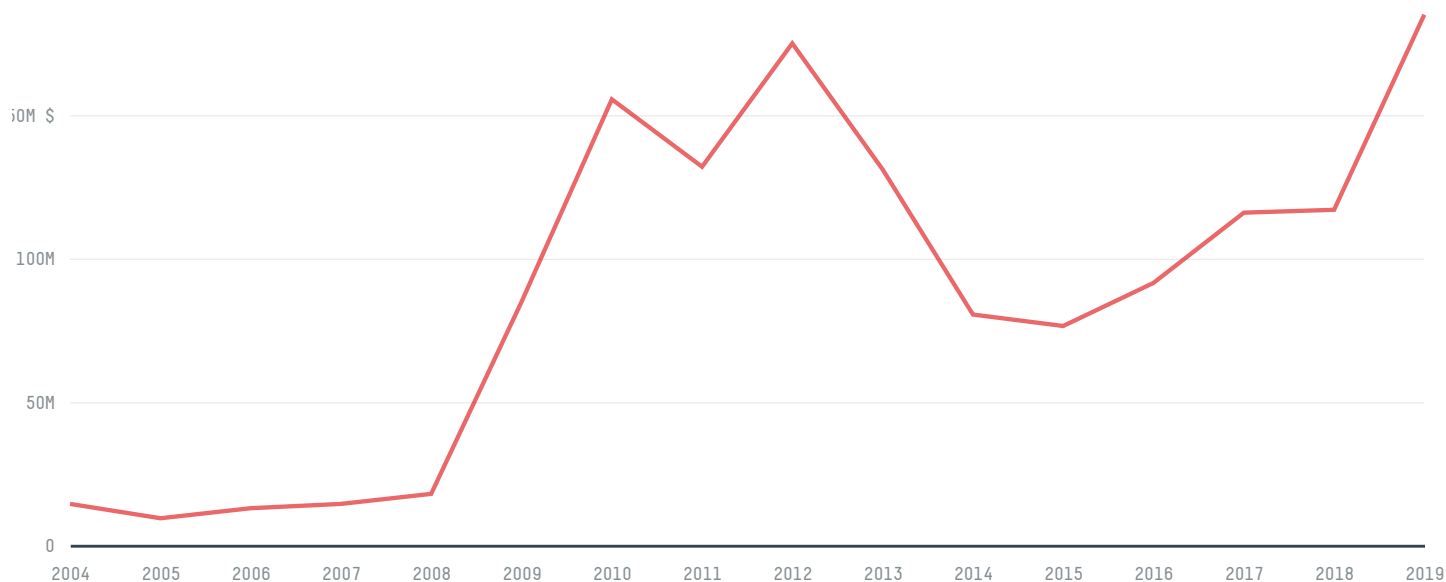
AGRICULTURAL LAND AREA	FORESTED LAND AREA
206,000	104,006

COTE D'IVOIRE is the world's 65th largest country by land mass, 54th largest by population size and is the world's 80th largest economy (by GDP). Forests make up 33% of its land mass and agricultural areas, 65%. It's placement in the Human Development Index is 0.516. COTE D'IVOIRE is a signatory to NYDF ENDORSER and ADP SIGNATORY.

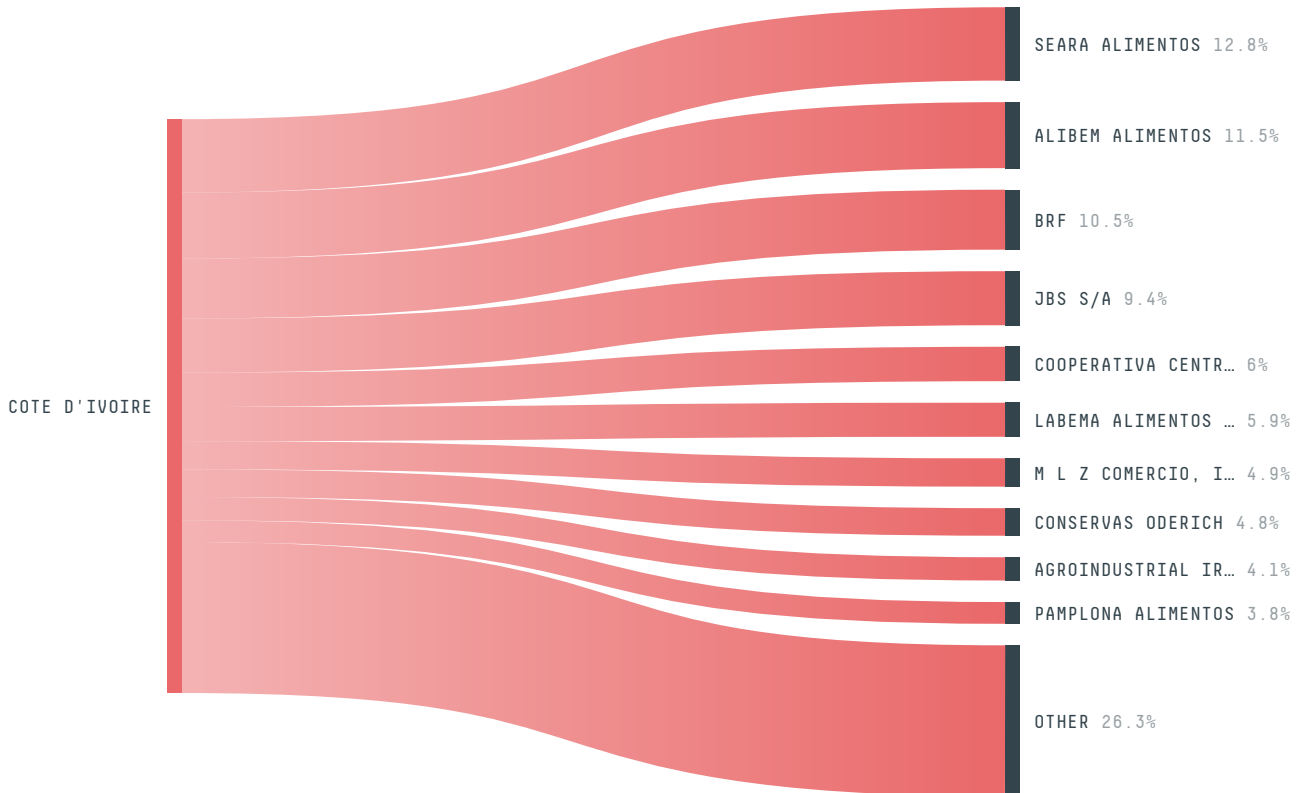
TOP IMPORTS IN 2018

COMMODITY	WORLD IMPORT RANKING	PRODUCTION	IMPORTS	VALUE
SUGARCANE	88	1,948,318	435,377,780.4	22,791,833
CORN	74	1,006,000	74,455,751.6	22,063,556
BEEF	37	33,107	66,322,738.5	59,778,553
WOOD PULP	77	-	2,778,376	2,372,774
SOY	89	606	943,345.4	909,969
PORK	99	7,483	304,065.2	517,298
COCOA	148	1,963,949	2,894	12,629
PALM OIL	-	-	-	-
CHICKEN	114	44,199	0	3,831,124

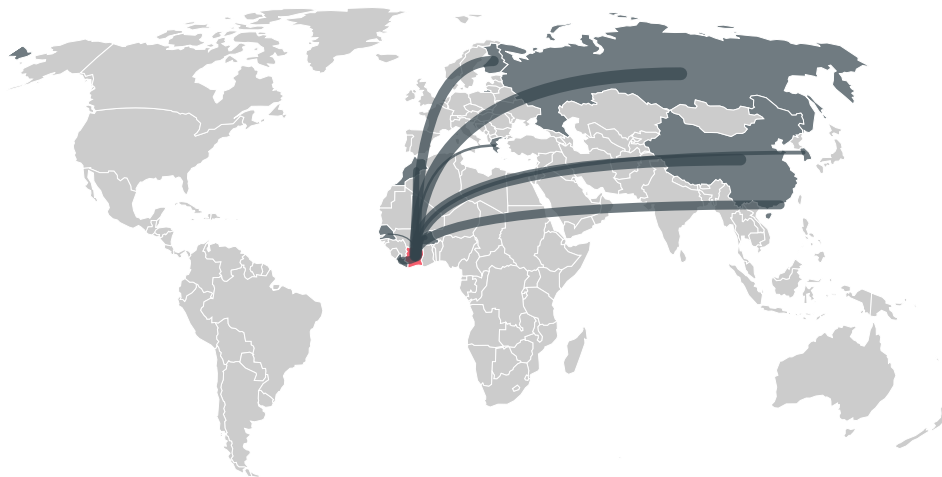
IMPORT TRAJECTORY OF COTE D'IVOIRE



TOP EXPORT TRADERS OF PORK IN COTE D'IVOIRE IN 2018



TOP EXPORT COUNTRIES OF PORK TO COTE D'IVOIRE IN 2018



RUSSIAN FEDERATION
24.9%

CHINA (MAINLAND)
15.8%

CHINA (HONG KONG)
15.1%

FINLAND 15.1%

LIBERIA 14.5%

MOROCCO 14.4%

BURKINA FASO 0.2%

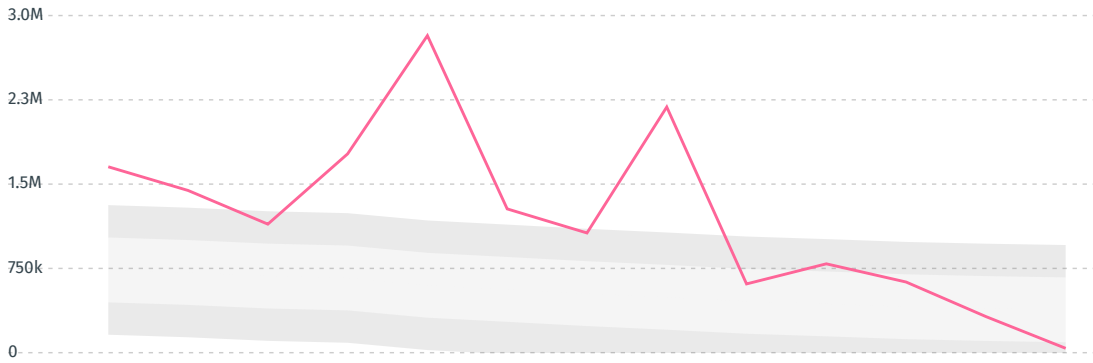
SOUTH KOREA < 0.1%

GREECE < 0.1%

SENEGAL < 0.1%

DEFORESTATION ALERTS IN BRAZIL

There were **38,855** GLAD alerts reported in the week of the **18th of January 2021**. This was **low** compared to the same week in previous years.



Caution: GLAD alerts from the last six months are preliminary. Revisions are made as unconfirmed alerts are removed from the data and alert totals are finalized six months after posting. Source: **Global Forest Watch**

Trase is a partnership between




In collaboration with



and many other organizations and individuals.

Donors



[Terms of Use](#) · [Privacy policy](#) · [Cookie policy](#) · [Contact us](#)