



trase

CHINA (HONG KONG) (importer)

ACTIVITY	COMMODITY	YEAR
Importer	Pork	2018

POPULATION	GDP	SURFACE AREA
7,451,000	361,696,880,780.8	1,110

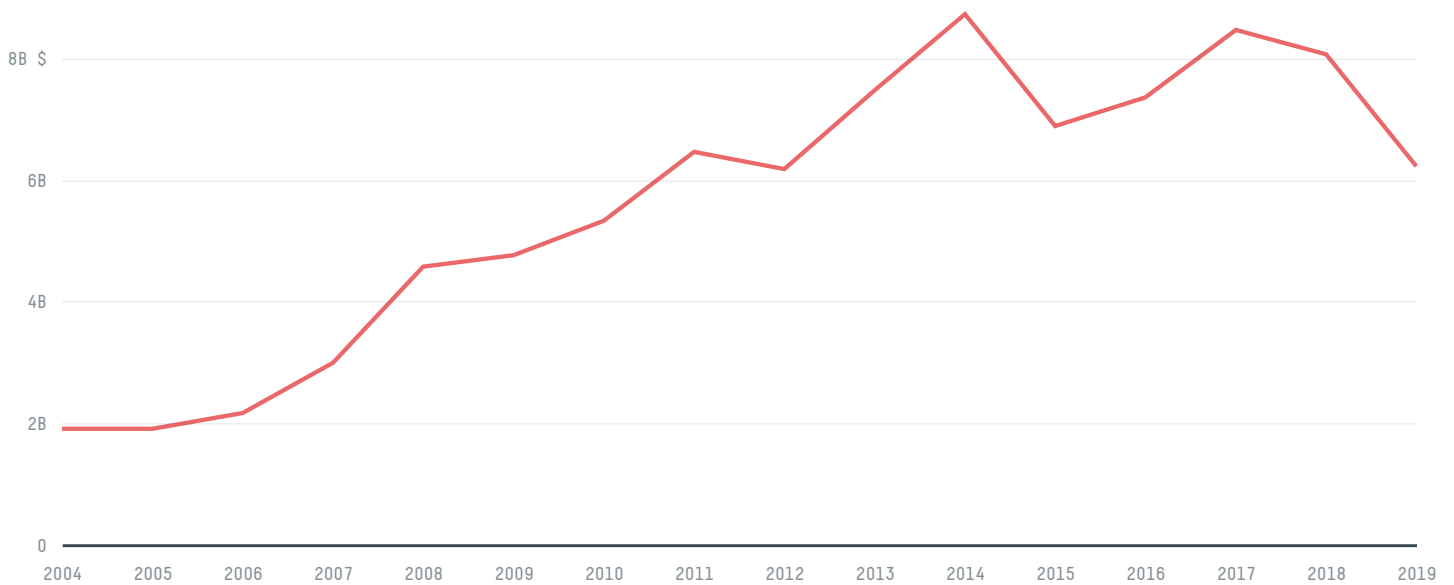
AGRICULTURAL LAND AREA
50

CHINA (HONG KONG) is the world's 175th largest country by area, 102nd largest by population size and is the world's 35th largest economy (by GDP). Agriculture makes up 5% of its area. It's placement in the Human Development Index is 0.939. CHINA (HONG KONG) is a signatory to NYDF ENDORSER and ADP SIGNATORY.


TOP IMPORTS IN 2018

COMMODITY	WORLD IMPORT RANKING	PRODUCTION	IMPORTS	VALUE
SUGARCANE	64	0	1,343,981,438.7	94,638,018
BEEF	4	6,669	993,462,939.2	3,560,858,339
CHICKEN	6	24,534	819,171,873.4	1,458,276,519
PORK	7	111,316	803,974,242.5	2,311,500,153
COFFEE	32	0	59,152,929	155,531,721
SOY	87	0	48,920,553.6	29,371,853
CORN	94	0	40,850,397.4	20,963,117
SHRIMP	15	0	38,293,193	424,504,492
PALM OIL	100	-	5,677,920.3	4,919,568
COTTON	87	0	633,191	600,943
COCOA	86	0	516,824	1,764,564
WOOD PULP	77	-	119,426	132,042

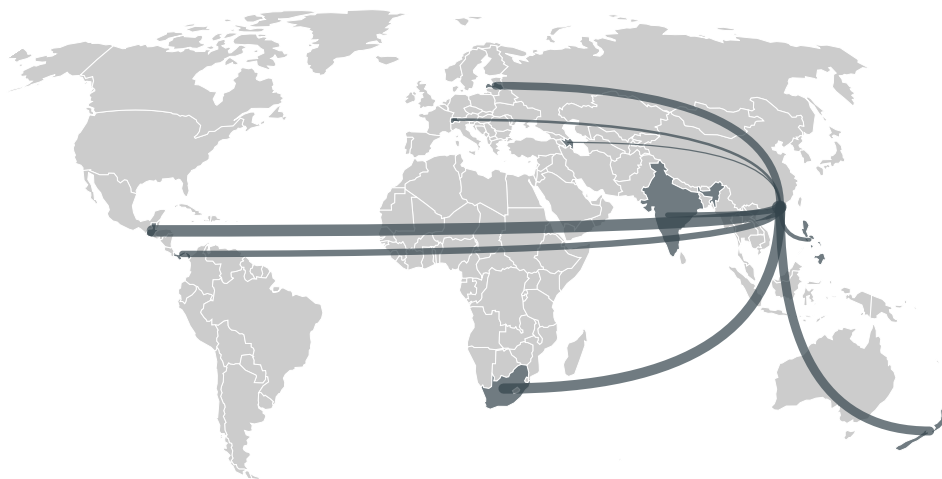
IMPORT TRAJECTORY OF CHINA (HONG KONG)



TOP EXPORT TRADERS OF PORK IN CHINA (HONG KONG) IN 2018



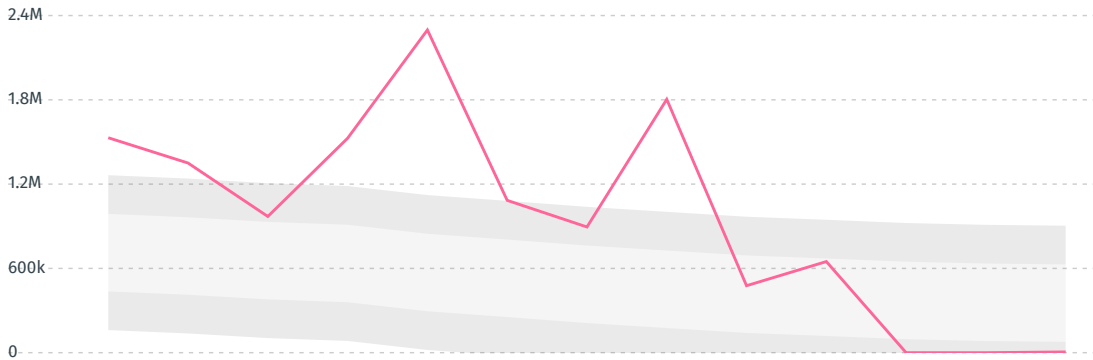
TOP EXPORT COUNTRIES OF PORK TO CHINA (HONG KONG) IN 2018



MACAO	20.9%
GUATEMALA	20.9%
SOUTH AFRICA	19.8%
NEW ZEALAND	14.3%
LATVIA	9.7%
PANAMA	8.9%
INDIA	2.9%
PHILIPPINES	1.5%
SWITZERLAND	0.5%
AZERBAIJAN	0.4%

DEFORESTATION ALERTS IN BRAZIL

There were **5,494** GLAD alerts reported in the week of the **18th of January 2021**. This was **low** compared to the same week in previous years.



Caution: GLAD alerts from the last six months are preliminary. Revisions are made as unconfirmed alerts are removed from the data and alert totals are finalized six months after posting. Source: **Global Forest Watch**

Trase is a partnership between



In collaboration with



and many other organizations and individuals.

Donors



[Terms of Use](#) · [Privacy policy](#) · [Cookie policy](#) · [Contact us](#)