



trase

GERMANY (importer)

ACTIVITY	COMMODITY	YEAR
Importer	Pork	2018

POPULATION	GDP	SURFACE AREA
82,905,782	3,963,767,526,251	357,580

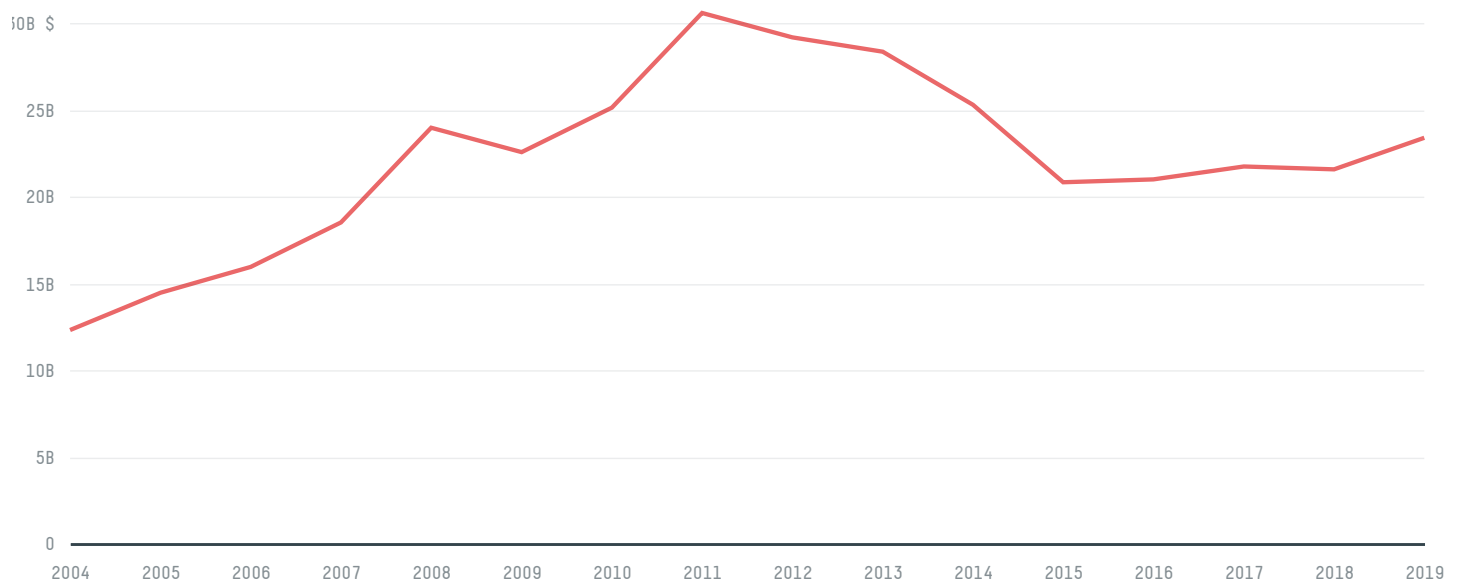
AGRICULTURAL LAND AREA	FORESTED LAND AREA
166,570	114,210

GERMANY is the world's 62nd largest country by area, 17th largest by population size and is the world's 4th largest economy (by GDP). Forests make up 32% of its area, and agriculture 47%. It's placement in the Human Development Index is 0.939. GERMANY is a signatory to NYDF ENDORSER and ADP SIGNATORY.

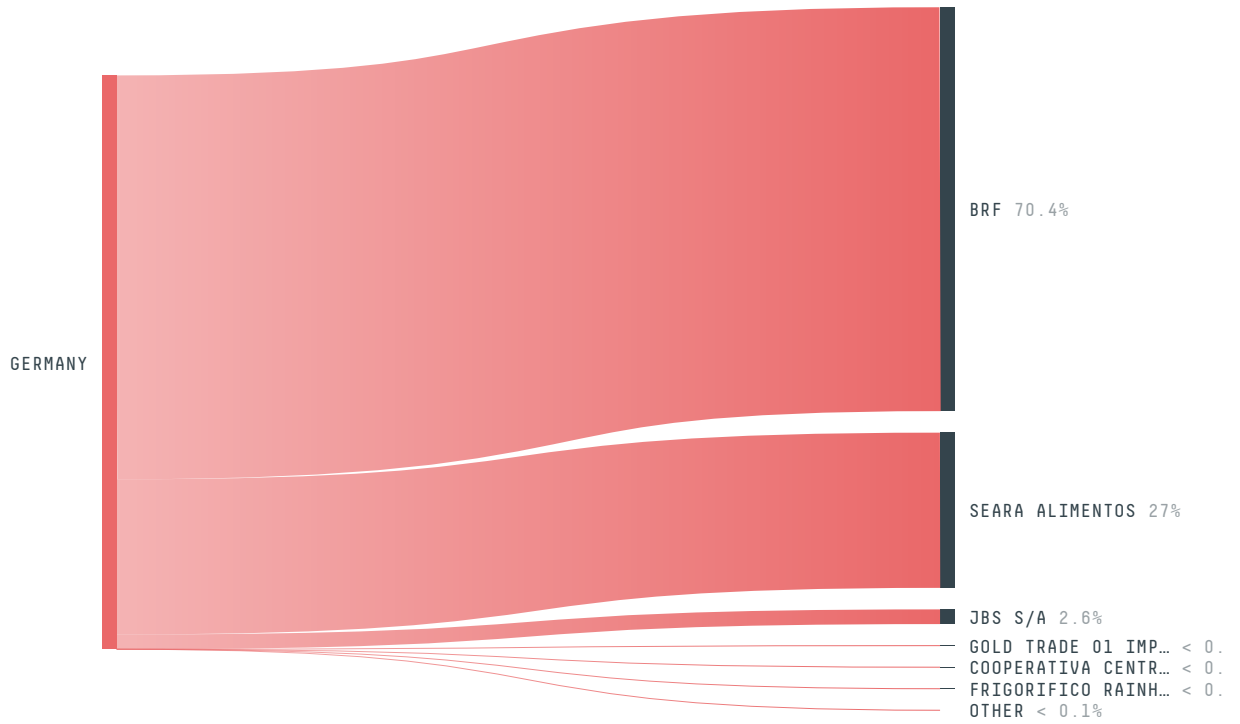
TOP IMPORTS IN 2018

COMMODITY	WORLD IMPORT RANKING	PRODUCTION	IMPORTS	VALUE
SUGARCANE	5	0	24,857,803,819.8	1,188,838,566
SOY	6	59,000	6,129,375,236.2	2,548,394,598
CORN	9	3,344,000	3,801,700,853.1	1,125,324,941
COFFEE	2	0	1,262,462,296	3,768,054,750
PORK	3	5,369,944	1,101,426,563.7	3,480,572,564
CHICKEN	4	1,063,251	845,180,686.6	2,095,271,436
WOOD PULP	3	-	785,464,891	681,983,228
PALM OIL	13	-	714,942,508.7	582,977,984
BEEF	6	1,123,452	621,939,468.7	3,153,505,347
COCOA	3	0	616,052,509	2,081,392,536
PALM KERNEL	2	-	368,950,037	433,802,649
SHRIMP	16	0	38,263,590	422,882,452
COTTON	25	0	30,188,898.7	59,328,187

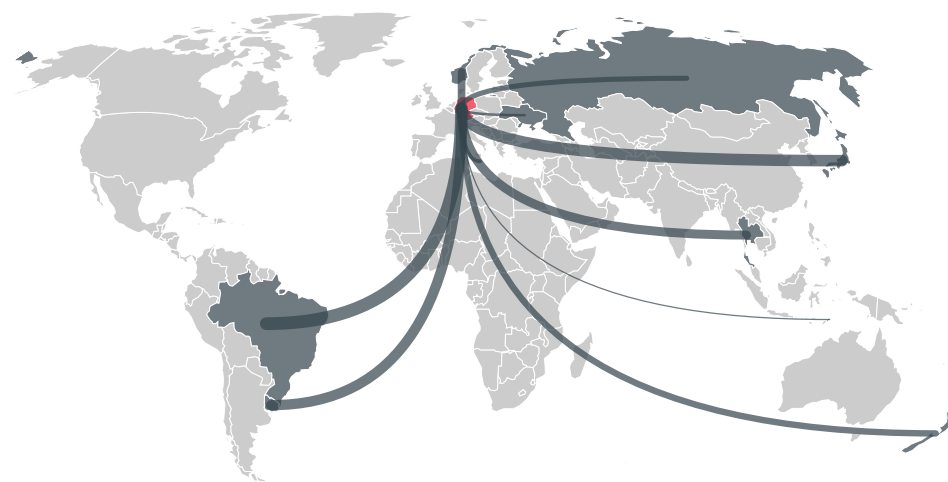
IMPORT TRAJECTORY OF GERMANY



TOP EXPORT TRADERS OF PORK IN GERMANY IN 2018



TOP EXPORT COUNTRIES OF PORK TO GERMANY IN 2018



BRAZIL	38.5%
JAPAN	22.2%
URUGUAY	14.2%
THAILAND	9.1%
NORWAY	7.1%
NEW ZEALAND	6.8%
RUSSIAN FEDERATION	1.2%
MALTA	0.6%
UKRAINE	0.2%
TIMOR-LESTE	0.1%

Trase is a partnership between

 Stockholm Environment Institute

 Global Canopy Programme

In collaboration with

 vizzuality

 The European Forest Institute

and many other organizations and individuals.

Donors

 The Global Environment Facility

 WWF

 Europe

 Gordon and Betty Moore Foundation

 The Nature Conservancy

 Department for International Development

 Formas

 Norway's International Climate and Forest Initiative (NICFI)

[Terms of Use](#) · [Privacy policy](#) · [Cookie policy](#) · [Contact us](#)