



trase

CAPE VERDE (importer)

ACTIVITY	COMMODITY	YEAR
Importer	Pork	2018

POPULATION	GDP	SURFACE AREA	AGRICULTURAL LAND AREA
543,767	1,966,983,316.6	4,030	790

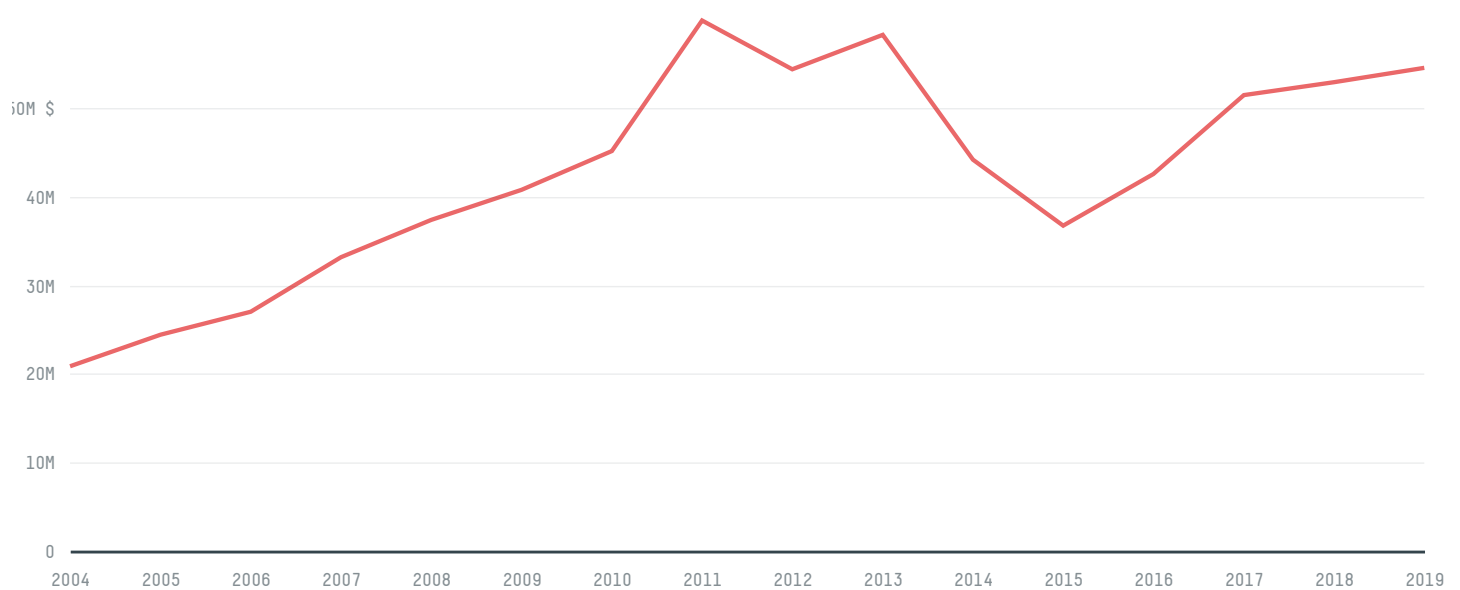
FORESTED LAND AREA
908.6

CAPE VERDE is the world's 168th largest country by area, 168th largest by population size and is the world's 175th largest economy (by GDP). Forests make up 23% of its area, and agriculture 20%. It's placement in the Human Development Index is 0.651. CAPE VERDE is a signatory to NYDF ENDORSER and ADP SIGNATORY.

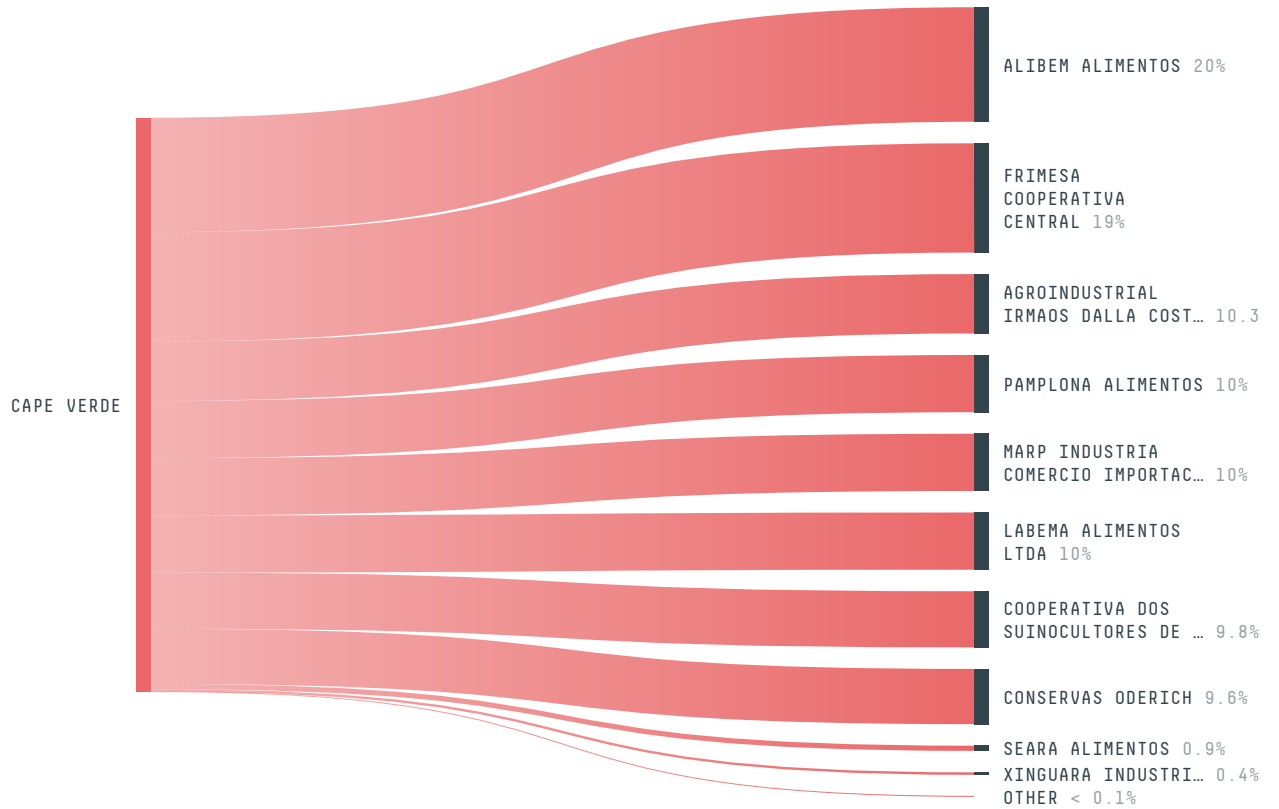
TOP IMPORTS IN 2018

COMMODITY	WORLD IMPORT RANKING	PRODUCTION	IMPORTS	VALUE
SUGARCANE	117	22,940	104,525,066.6	7,200,072
CORN	90	3,893	47,685,183.4	11,913,695
CHICKEN	83	985	13,200,085.5	16,508,400
SOY	124	0	2,844,557.5	1,567,908
PORK	86	2,940	2,308,024.3	6,159,652
BEEF	122	694	1,167,618.3	4,790,830
COFFEE	119	35	834,801.3	2,927,720
SHRIMP	88	0	159,686	1,412,485
PALM OIL	140	-	119,283.5	150,713
COCOA	130	0	35,442	155,027

IMPORT TRAJECTORY OF CAPE VERDE



TOP EXPORT TRADERS OF PORK IN CAPE VERDE IN 2018



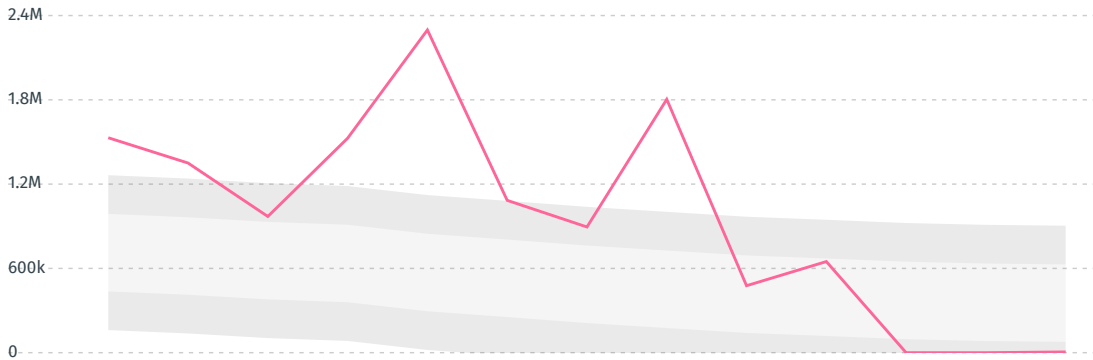
TOP EXPORT COUNTRIES OF PORK TO CAPE VERDE IN 2018



ARGENTINA	25.3%
BELGIUM	23.7%
FRANCE	21.7%
NETHERLANDS	15.1%
ITALY	12.1%
DENMARK	1.1%
POLAND	0.9%
BRAZIL	0.1%
UNITED STATES	< 0.1%
UNITED KINGDOM	< 0.1%

DEFORESTATION ALERTS IN BRAZIL

There were **5,494** GLAD alerts reported in the week of the **18th of January 2021**. This was **low** compared to the same week in previous years.



Caution: GLAD alerts from the last six months are preliminary. Revisions are made as unconfirmed alerts are removed from the data and alert totals are finalized six months after posting. Source: **Global Forest Watch**

Trase is a partnership between



In collaboration with



and many other organizations and individuals.

Donors



[Terms of Use](#) · [Privacy policy](#) · [Cookie policy](#) · [Contact us](#)