



# trase

## PERU (importer)

ACTIVITY	COMMODITY	YEAR
<b>Importer</b>	<b>Wood pulp</b>	<b>2017</b>

POPULATION	GDP	LAND AREA
<b>31,444,297</b>	<b>211,007,207,483.5</b>	<b>1,280,000</b>

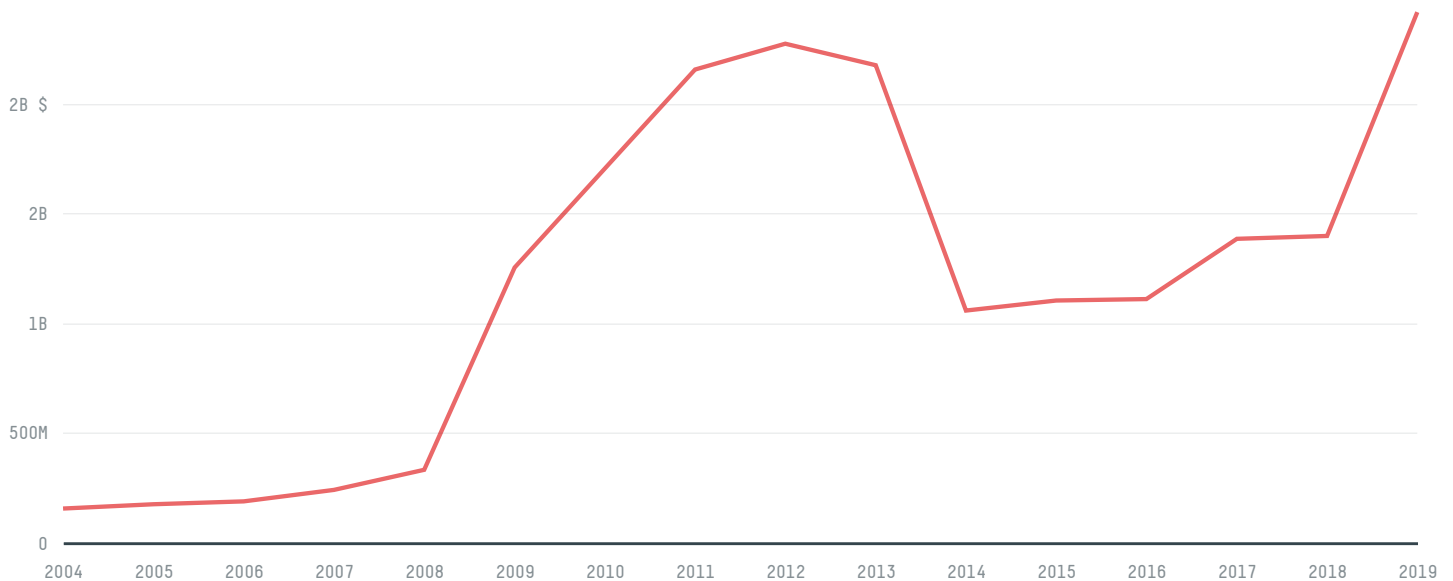
AGRICULTURAL LAND AREA	FORESTED LAND AREA
<b>236,870</b>	<b>738,054</b>

PERU is the world's 18th largest country by land mass, 43rd largest by population size and is the world's 49th largest economy (by GDP). Forests make up 58% of its land mass and agricultural areas, 19%. It's placement in the Human Development Index is 0.756. PERU is a signatory to NYDF ENDORSER and ADP SIGNATORY.

## TOP IMPORTS IN 2017

COMMODITY	WORLD IMPORT RANKING	PRODUCTION	IMPORTS	VALUE
CORN	11	1,523,469	3,391,850,454.5	659,103,004
SUGARCANE	39	9,399,617	2,565,394,300.5	325,463,057
WOOD PULP	35	-	120,574,127	75,711,538
SOY	11	1,581	41,689,303.6	39,792,167
BEEF	47	188,738	31,888,437	74,822,929
SHRIMP	27	27,517.9	7,593,016	62,419,652
COCOA	60	121,814	4,309,257	15,542,218
COFFEE	97	337,330	1,487,148.3	12,818,082
CHICKEN	54	1,464,548	738,463.9	12,439,710
PORK	101	157,824	332,638.8	1,593,471
PALM KERNEL	79	-	240,929	379,885
PALM OIL	-	-	-	-

## IMPORT TRAJECTORY OF PERU



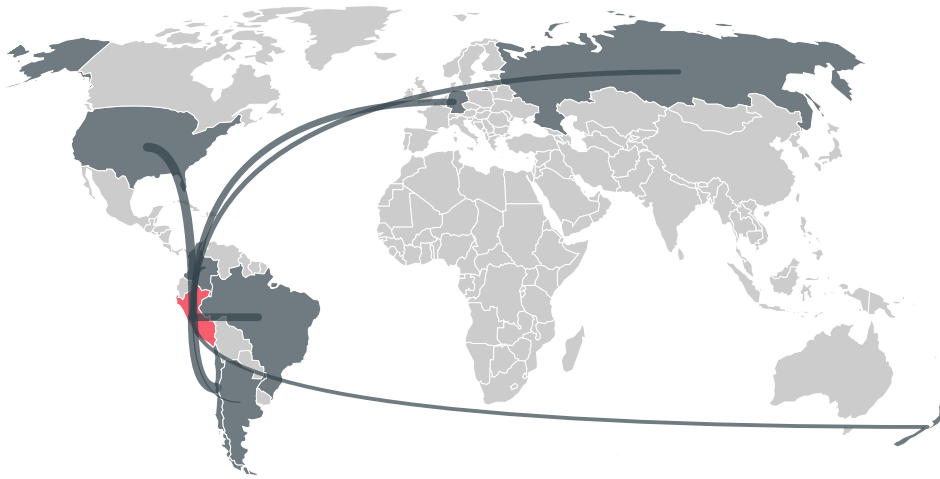
## TOP EXPORT TRADERS OF WOOD PULP IN PERU IN 2017

PERU ■

UIPER < 0.1%

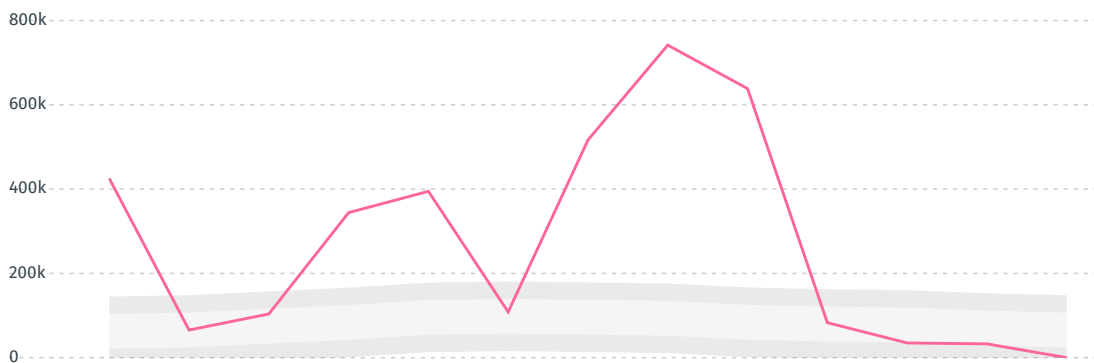
## TOP EXPORT COUNTRIES OF WOOD PULP TO PERU IN 2017

CHILE	54%
UNITED STATES	25.5%
BRAZIL	20.2%
GERMANY	0.2%
RUSSIAN FEDERATION	< 0.1%
NEW ZEALAND	< 0.1%
COLOMBIA	< 0.1%
ARGENTINA	< 0.1%



### DEFORESTATION ALERTS IN ARGENTINA

There were **0** GLAD alerts reported in the week of the **18th of January 2021**. This was **low** compared to the same week in previous years.




Caution: GLAD alerts from the last six months are preliminary. Revisions are made as unconfirmed alerts are removed from the data and alert totals are finalized six months after posting. Source: **Global Forest Watch**

Trase is a partnership between



In collaboration with



Donors

