



trase

CHILE (importer)

ACTIVITY	COMMODITY	YEAR
Importer	Wood pulp	2018

POPULATION	GDP	SURFACE AREA
18,729,160	298,258,019,275	756,700

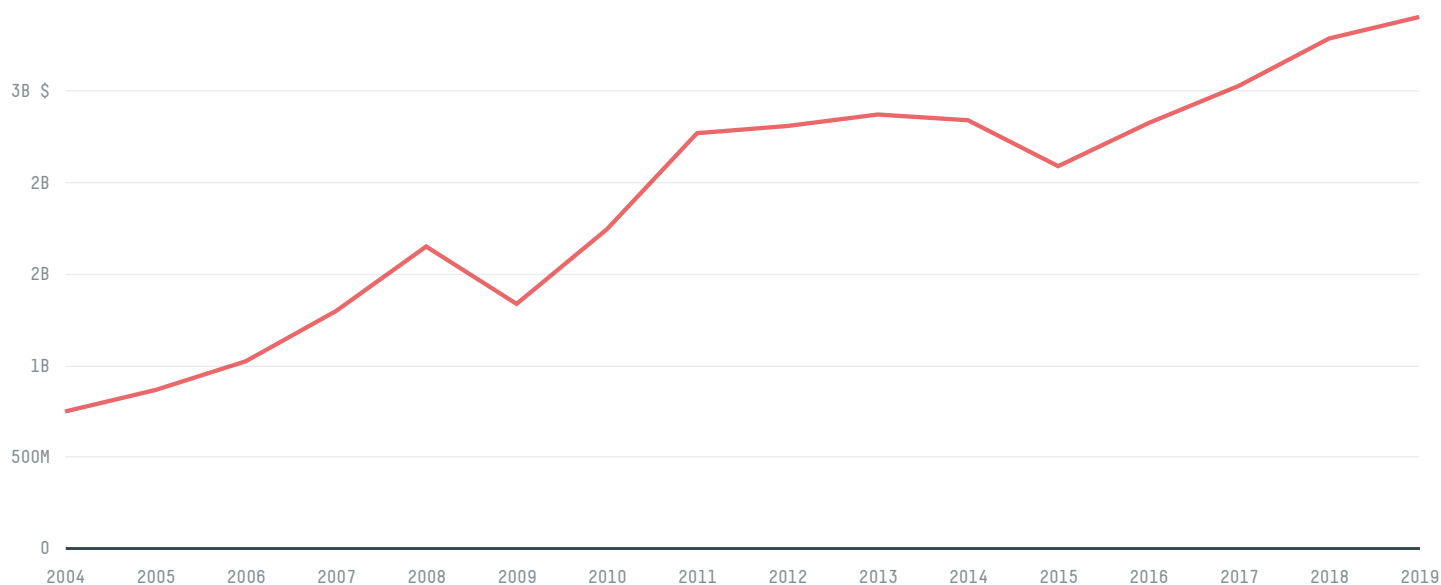
AGRICULTURAL LAND AREA	FORESTED LAND AREA
157,418	180,358

CHILE is the world's 36th largest country by area, 61st largest by population size and is the world's 41st largest economy (by GDP). Forests make up 24% of its area, and agriculture 21%. It's placement in the Human Development Index is 0.847. CHILE is a signatory to NYDF ENDORSER and ADP SIGNATORY.

TOP IMPORTS IN 2018

COMMODITY	WORLD IMPORT RANKING	PRODUCTION	IMPORTS	VALUE
SUGARCANE	32	0	3,703,568,091.4	225,122,332
SOY	31	0	980,736,444.6	408,487,312
BEEF	14	199,314	316,017,130.6	1,126,048,388
PORK	22	520,858	158,398,921.2	190,498,423
CHICKEN	24	667,243	152,646,149	210,081,587
CORN	86	1,110,608	51,958,928.7	420,355,840
COCOA	35	0	17,583,711	57,949,804
COFFEE	75	0	8,426,546.5	89,281,191
PALM OIL	97	-	6,412,076	22,514,615
SHRIMP	36	0	4,847,886	32,226,847
COTTON	53	0	4,785,328.2	1,330,507
PALM KERNEL	44	-	2,298,117	2,972,039
WOOD PULP	67	-	569,519	777,913

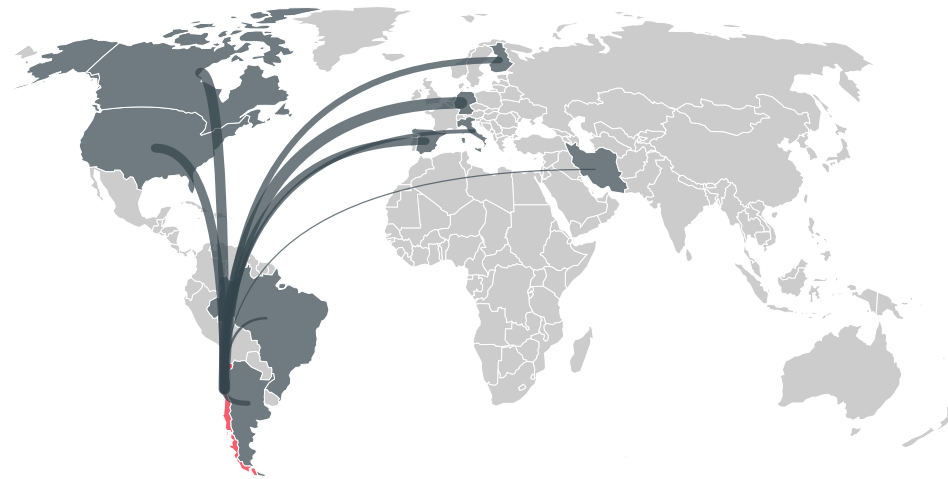
IMPORT TRAJECTORY OF CHILE



TOP EXPORT TRADERS OF WOOD PULP IN CHILE IN 2018



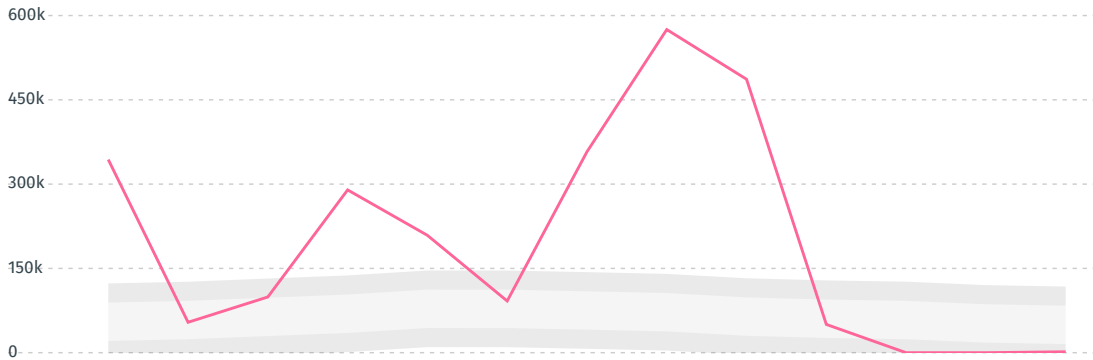
TOP EXPORT COUNTRIES OF WOOD PULP TO CHILE IN 2018



GERMANY	46.1%
CANADA	36.3%
UNITED STATES	17.5%
SPAIN	< 0.1%
FINLAND	< 0.1%
ARGENTINA	< 0.1%
ITALY	< 0.1%
BRAZIL	< 0.1%
IRAN	< 0.1%

DEFORESTATION ALERTS IN ARGENTINA

There were **1,643** GLAD alerts reported in the week of the **18th of January 2021**. This was **low** compared to the same week in previous years.



Caution: GLAD alerts from the last six months are preliminary. Revisions are made as unconfirmed alerts are removed from the data and alert totals are finalized six months after posting. Source: **Global Forest Watch**

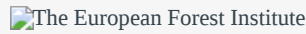

Trase is a partnership between



In collaboration with



Donors



and many other organizations and individuals.



[Terms of Use](#) · [Privacy policy](#) · [Cookie policy](#) · [Contact us](#)