



# trase

## QATAR (importer)

ACTIVITY	COMMODITY	YEAR
<b>Importer</b>	<b>Beef</b>	<b>2017</b>

POPULATION	GDP	LAND AREA
<b>2,724,724</b>	<b>161,099,122,215.3</b>	<b>11,610</b>

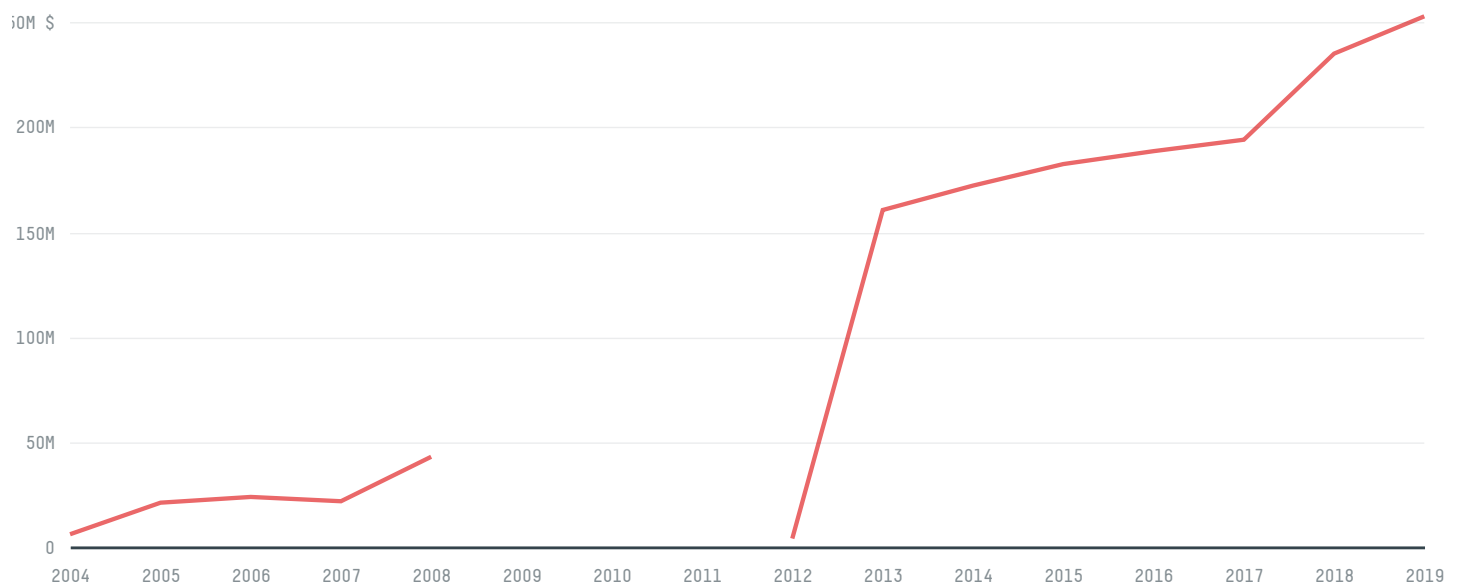
AGRICULTURAL LAND AREA  
**670**

QATAR is the world's 157th largest country by land mass, 140th largest by population size and is the world's 55th largest economy (by GDP). Forests make up 0% of its land mass and agricultural areas, 6%. It's placement in the Human Development Index is 0.848. QATAR is a signatory to NYDF ENDORSER and ADP SIGNATORY.

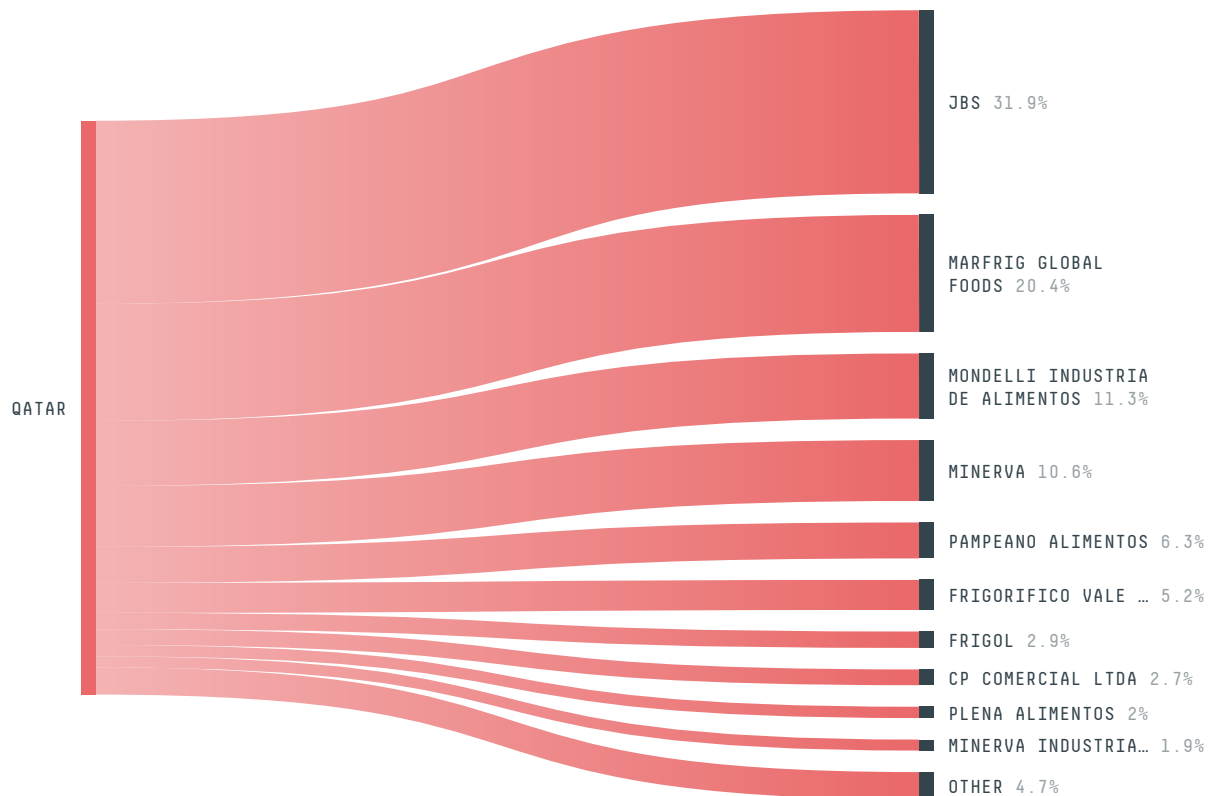
## TOP IMPORTS IN 2017

COMMODITY	WORLD IMPORT RANKING	PRODUCTION	IMPORTS	VALUE
SUGARCANE	88	0	442,571,033.3	32,476,675
CORN	102	645	31,016,730.9	14,421,443
BEEF	58	556	23,550,794.9	92,292,166
COFFEE	75	0	4,587,173.3	30,361,095
SHRIMP	41	0	2,983,516	19,094,754
COTTON	91	0	741,539.8	448,564
PORK	97	0	383,591.4	2,635,212
SOY	123	0	171,535.5	50,343
COCOA	104	0	157,781	1,106,987
CHICKEN	99	9,900	13,677.5	355,795
PALM OIL	-	-	-	-

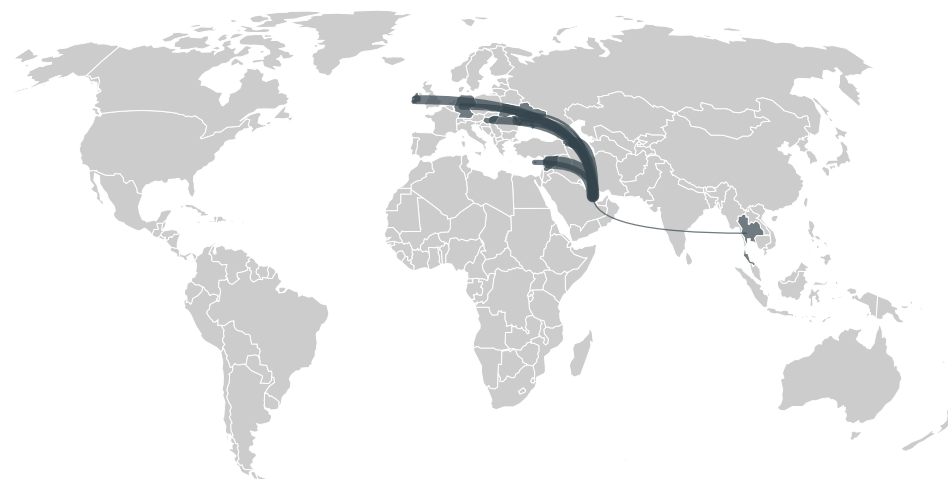
## IMPORT TRAJECTORY OF QATAR



## TOP EXPORT TRADERS OF BEEF IN QATAR IN 2017



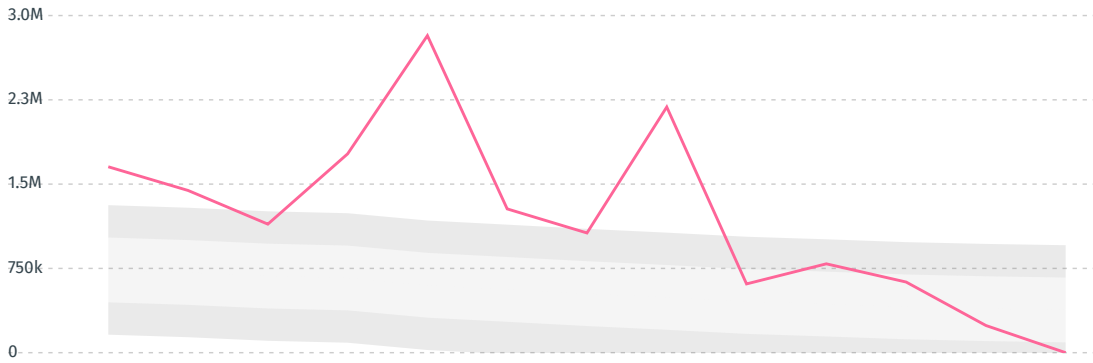
## TOP EXPORT COUNTRIES OF BEEF TO QATAR IN 2017



SYRIA	32.2%
AZERBAIJAN	24.9%
MOLDOVA	10.6%
IRELAND	9.9%
HUNGARY	8.3%
GERMANY	5.8%
CYPRUS	4.5%
ARMENIA	2.6%
UKRAINE	1%
THAILAND	< 0.1%

DEFORESTATION ALERTS IN BRAZIL

There were **0** GLAD alerts reported in the week of the **18th of January 2021**. This was **low** compared to the same week in previous years.



Caution: GLAD alerts from the last six months are preliminary. Revisions are made as unconfirmed alerts are removed from the data and alert totals are finalized six months after posting. Source: **Global Forest Watch**

Trase is a partnership between



In collaboration with



and many other organizations and individuals.

Donors



[Terms of Use](#) · [Privacy policy](#) · [Cookie policy](#) · [Contact us](#)