



# trase

## PHILIPPINES (importer)

ACTIVITY	COMMODITY	YEAR
<b>Importer</b>	<b>Beef</b>	<b>2017</b>

POPULATION	GDP	SURFACE AREA
<b>105,173,264</b>	<b>328,480,738,147.2</b>	<b>300,000</b>

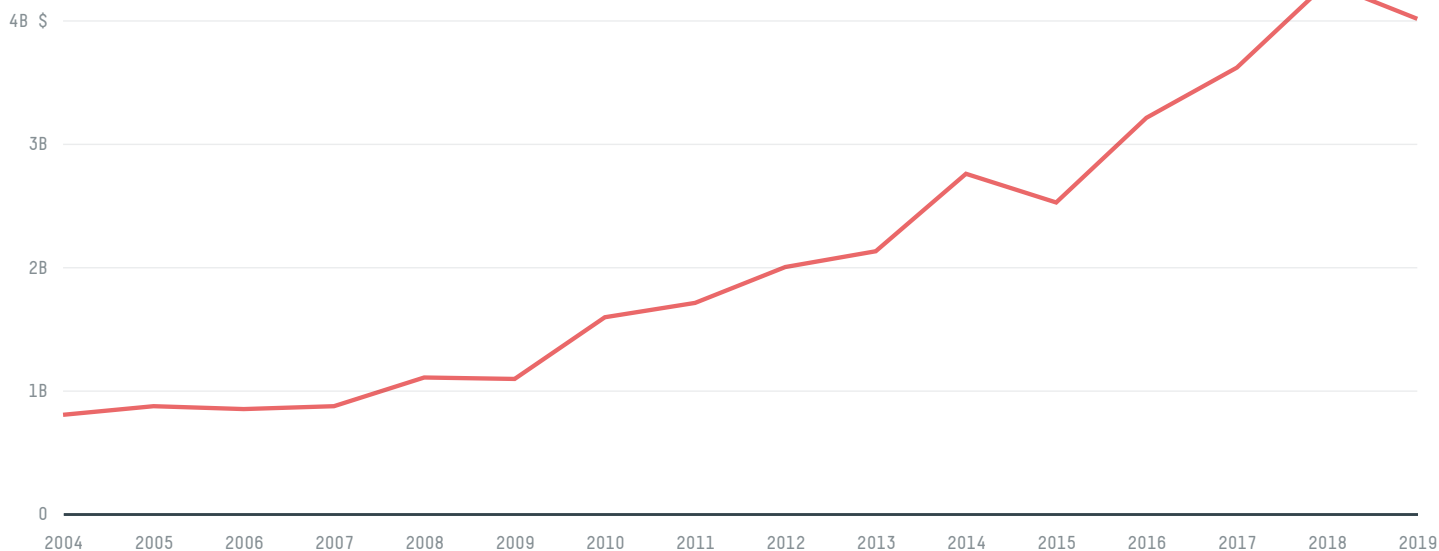
AGRICULTURAL LAND AREA	FORESTED LAND AREA
<b>124,400</b>	<b>82,800</b>

PHILIPPINES is the world's 71st largest country by area, 13th largest by population size and is the world's 37th largest economy (by GDP). Forests make up 28% of its area, and agriculture 41%. It's placement in the Human Development Index is 0.709. PHILIPPINES is a signatory to NYDF ENDORSER and ADP SIGNATORY.

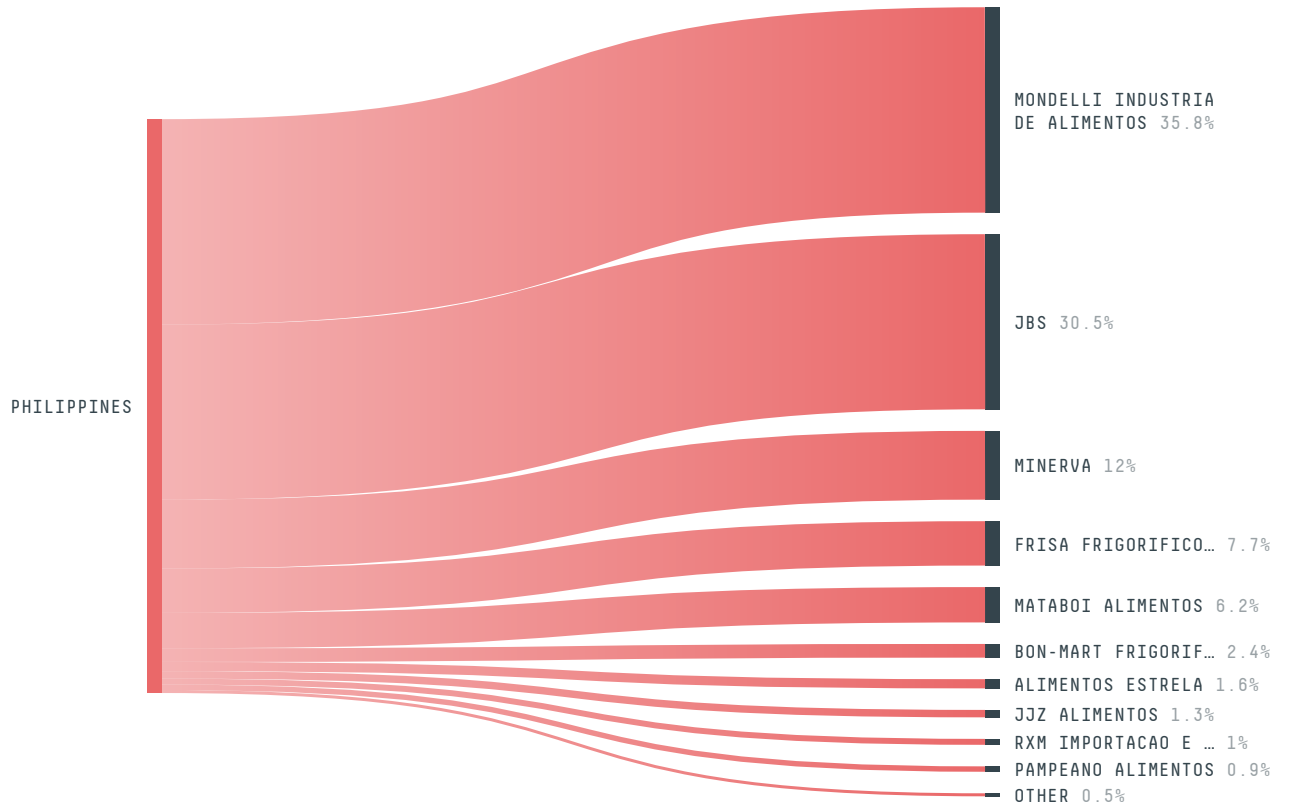
## TOP IMPORTS IN 2017

COMMODITY	WORLD IMPORT RANKING	PRODUCTION	IMPORTS	VALUE
SUGARCANE	22	29,286,893	7,027,064,594.6	371,277,291
SOY	16	666	2,700,212,793.5	1,075,956,981
CORN	38	7,914,909	499,182,030.9	145,811,198
PORK	15	1,837,215	290,623,867.6	413,835,904
PALM OIL	29	-	274,303,061.4	191,195,942
CHICKEN	14	1,267,068	248,481,394.4	238,378,768
COFFEE	11	62,078	247,436,476	513,834,000
BEEF	19	209,700	177,097,132.9	436,083,961
PALM KERNEL	8	-	83,759,385	107,924,845
COCOA	27	7,009	27,408,928	62,151,487
WOOD PULP	33	-	16,813,823	11,557,826
COTTON	39	10	12,845,785	24,844,011
SHRIMP	38	62,422.7	3,568,740	23,549,838


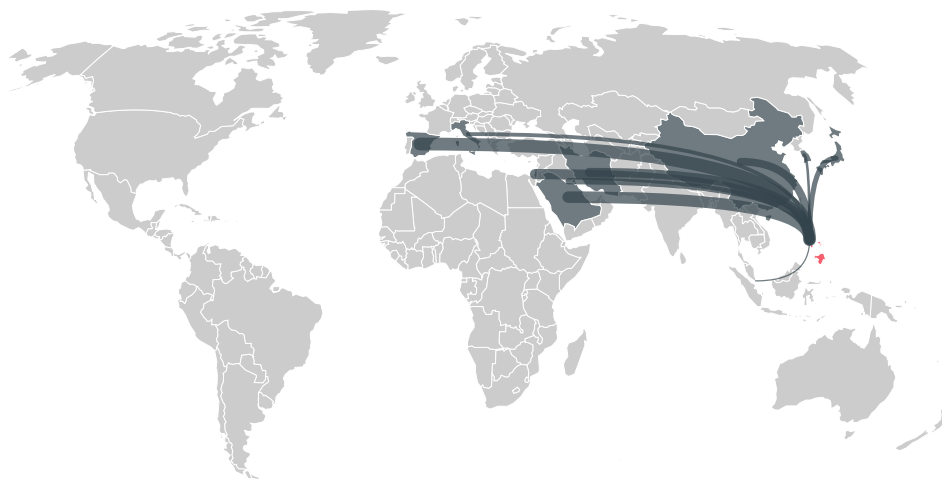
## IMPORT TRAJECTORY OF PHILIPPINES



## TOP EXPORT TRADERS OF BEEF IN PHILIPPINES IN 2017

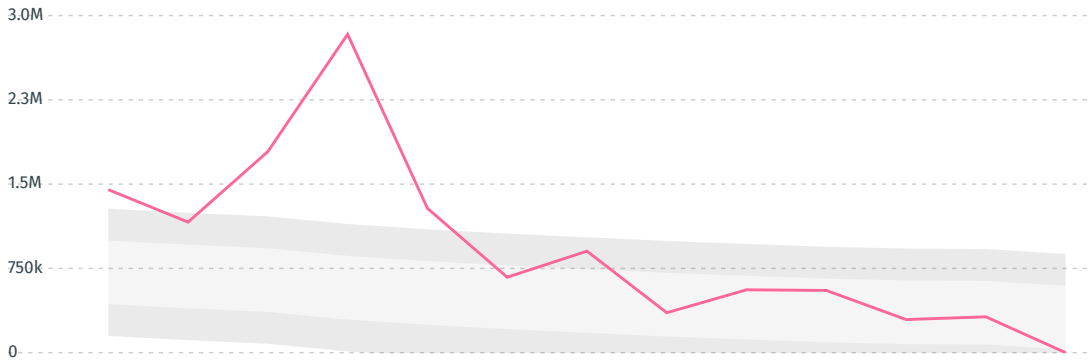


## TOP EXPORT COUNTRIES OF BEEF TO PHILIPPINES IN 2017



DEFORESTATION ALERTS IN BRAZIL

There were **0** GLAD alerts reported in the week of the **25th of January 2021**. This was **low** compared to the same week in previous years.



Caution: GLAD alerts from the last six months are preliminary. Revisions are made as unconfirmed alerts are removed from the data and alert totals are finalized six months after posting. Source: **Global Forest Watch**

Trase is a partnership between



In collaboration with



and many other organizations and individuals.

Donors



[Terms of Use](#) · [Privacy policy](#) · [Cookie policy](#) · [Contact us](#)