



trase

NIGERIA (importer)

ACTIVITY	COMMODITY	YEAR
Importer	Beef	2017

POPULATION	GDP	SURFACE AREA
190,873,311	375,746,469,538.7	923,770

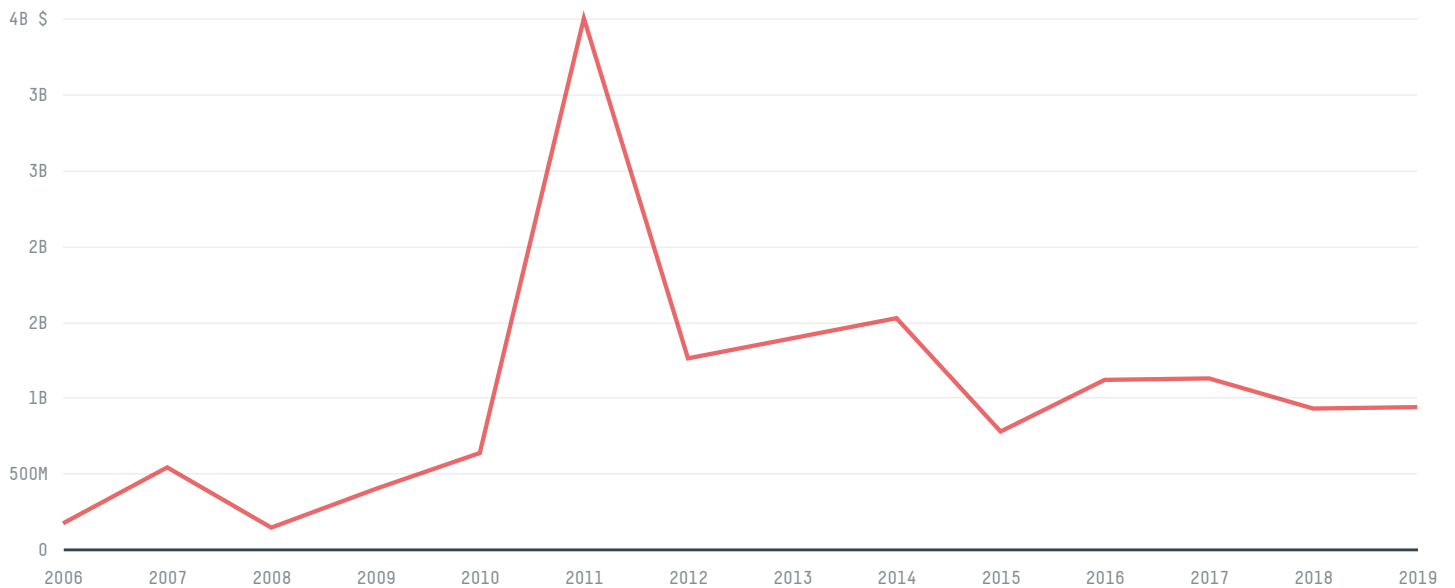
AGRICULTURAL LAND AREA	FORESTED LAND AREA
708,000	65,834

NIGERIA is the world's 30th largest country by area, 7th largest by population size and is the world's 30th largest economy (by GDP). Forests make up 7% of its area, and agriculture 77%. It's placement in the Human Development Index is 0.533. NIGERIA is a signatory to NYDF ENDORSER and ADP SIGNATORY.

TOP IMPORTS IN 2017

COMMODITY	WORLD IMPORT RANKING	PRODUCTION	IMPORTS	VALUE
SUGARCANE	20	1,489,379	8,350,214,045.4	711,765,178
CORN	42	10,420,000	461,629,933.6	201,008,544
PALM OIL	33	-	206,750,711.4	167,153,651
WOOD PULP	36	-	13,994,148	9,368,773
COTTON	42	296,464	10,873,385.9	10,497,213
COFFEE	87	1,898	3,824,212.8	19,361,542
SOY	120	730,000	3,559,139.4	2,248,352
BEEF	151	381,796	139,339.9	621,536
CHICKEN	153	198,288	94,965.6	646,008
COCOA	129	324,391	34,804	103,960
PORK	153	284,170	6,786.6	81,086

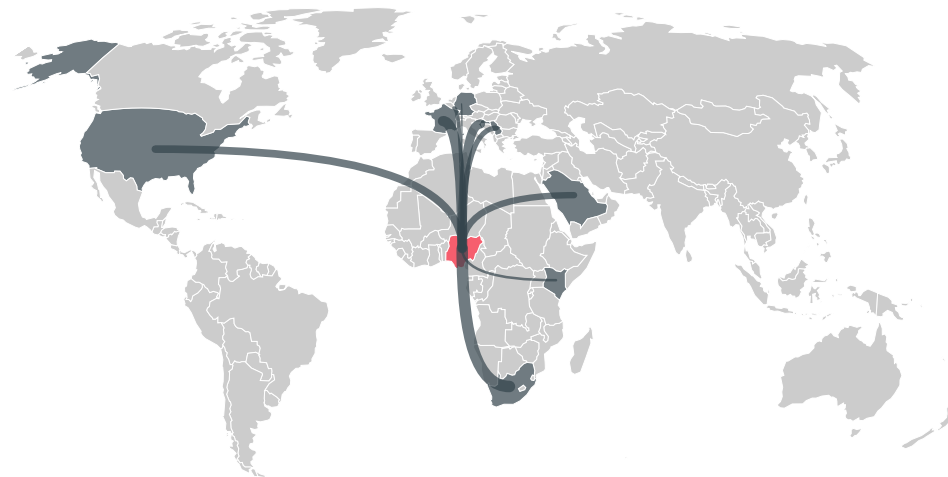
IMPORT TRAJECTORY OF NIGERIA



TOP EXPORT TRADERS OF BEEF IN NIGERIA IN 2017



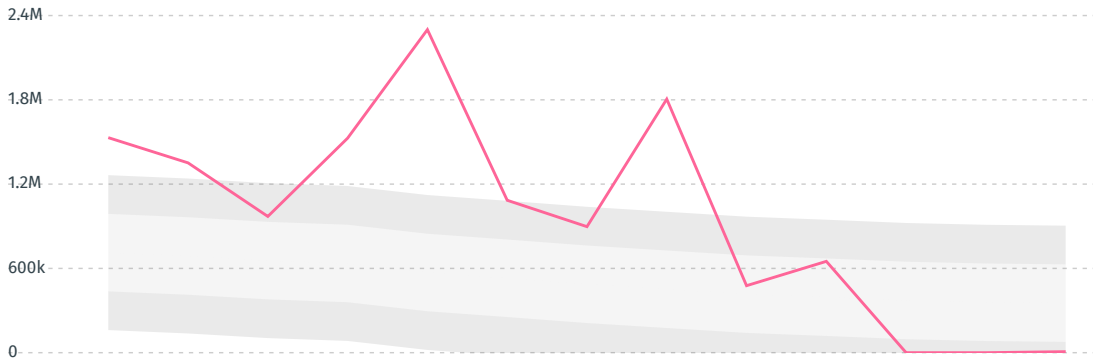
TOP EXPORT COUNTRIES OF BEEF TO NIGERIA IN 2017



Country	Percentage
SOUTH AFRICA	52%
FRANCE	48%
CROATIA	< 0.1%
GERMANY	< 0.1%
KENYA	< 0.1%
LUXEMBOURG	< 0.1%
SERBIA	< 0.1%
SAUDI ARABIA	< 0.1%
UNITED STATES	< 0.1%

DEFORESTATION ALERTS IN BRAZIL

There were **7,375** GLAD alerts reported in the week of the **18th of January 2021**. This was **low** compared to the same week in previous years.



Caution: GLAD alerts from the last six months are preliminary. Revisions are made as unconfirmed alerts are removed from the data and alert totals are finalized six months after posting. Source: **Global Forest Watch**

Trase is a partnership between



In collaboration with



and many other organizations and individuals.

Donors



[Terms of Use](#) · [Privacy policy](#) · [Cookie policy](#) · [Contact us](#)