



trase

NEW ZEALAND (importer)

ACTIVITY	COMMODITY	YEAR
Importer	Beef	2017

POPULATION	GDP	SURFACE AREA
4,793,900	205,415,864,858	267,710

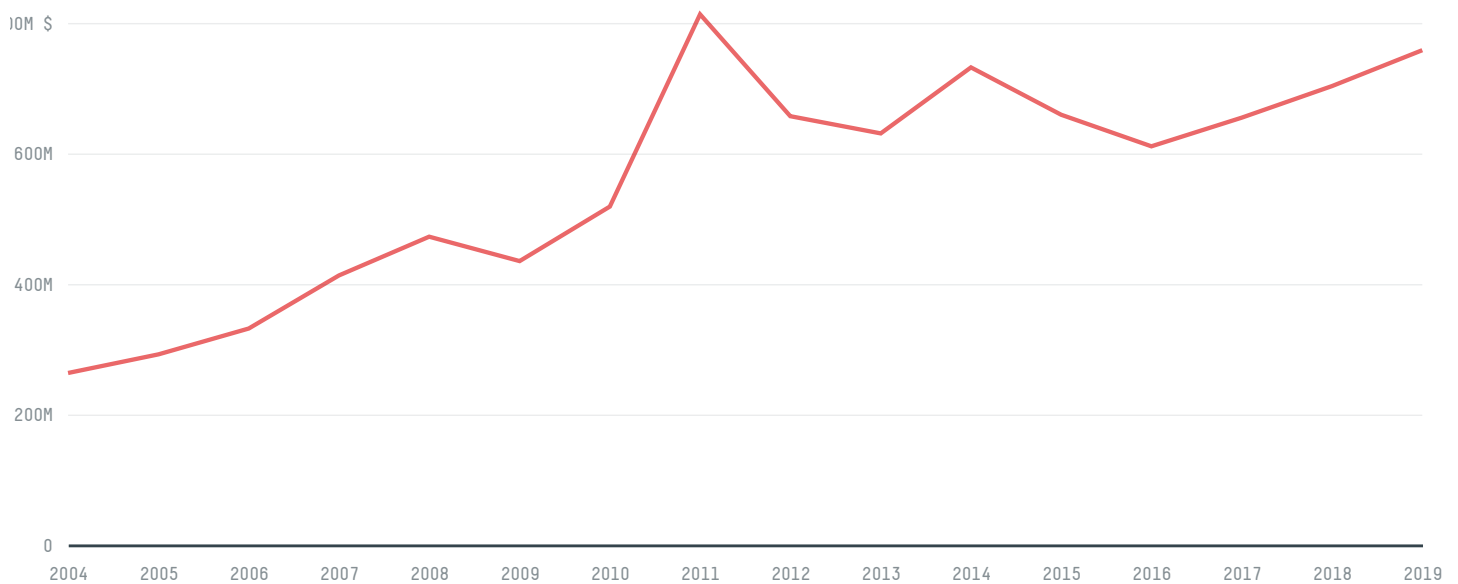
AGRICULTURAL LAND AREA	FORESTED LAND AREA
106,510	101,522

NEW ZEALAND is the world's 73rd largest country by area, 121st largest by population size and is the world's 50th largest economy (by GDP). Forests make up 38% of its area, and agriculture 40%. It's placement in the Human Development Index is 0.92. NEW ZEALAND is a signatory to NYDF ENDORSER and ADP SIGNATORY.

TOP IMPORTS IN 2017

COMMODITY	WORLD IMPORT RANKING	PRODUCTION	IMPORTS	VALUE
SUGARCANE	50	0	2,027,694,699.7	119,239,979
SOY	53	0	289,117,638.1	84,695,918
PORK	37	46,741	49,141,698.2	155,592,732
CORN	93	175,586	45,515,234	16,402,904
PALM OIL	83	-	19,774,646.3	18,366,270
COFFEE	58	0	19,472,210.8	116,867,048
BEEF	70	641,745	15,431,313.1	52,360,876
COCOA	46	0	9,684,199	41,603,377
SHRIMP	37	0	3,881,394	37,965,015
CHICKEN	140	220,983	604,844	2,433,015
WOOD PULP	125	-	228	3,946,863

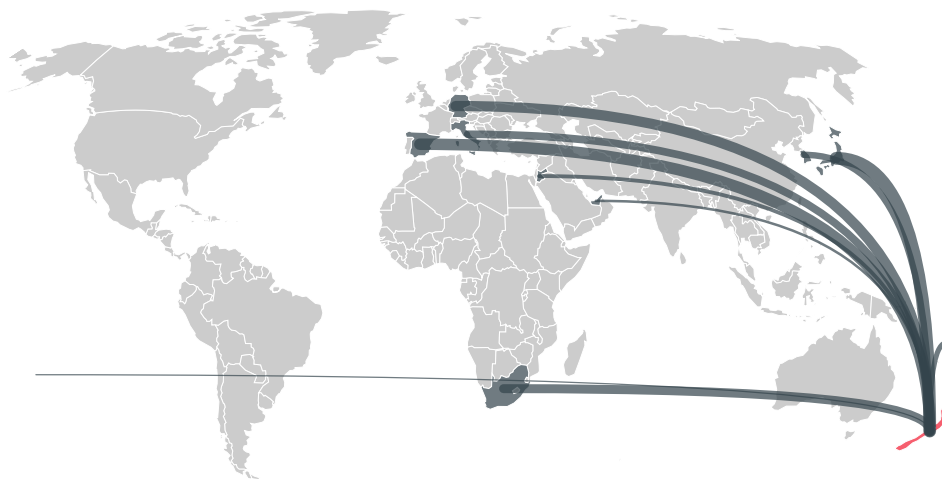
IMPORT TRAJECTORY OF NEW ZEALAND



TOP EXPORT TRADERS OF BEEF IN NEW ZEALAND IN 2017



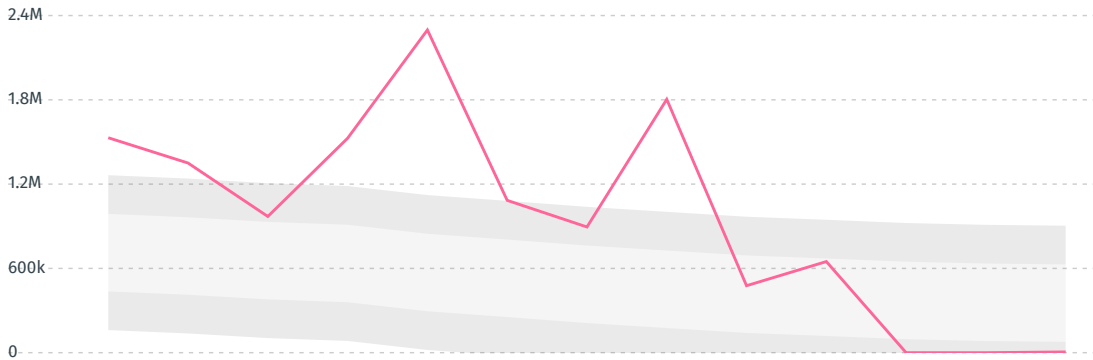
TOP EXPORT COUNTRIES OF BEEF TO NEW ZEALAND IN 2017



Country	Percentage
JAPAN	63.5%
SPAIN	26.5%
GERMANY	2.8%
SOUTH AFRICA	2.2%
ITALY	1.9%
SOUTH KOREA	1.2%
VANUATU	1%
JORDAN	0.7%
UNITED ARAB EMIRATES	0.1%
PITCAIRN ISLANDS	< 0.1%

DEFORESTATION ALERTS IN BRAZIL

There were **5,494** GLAD alerts reported in the week of the **18th of January 2021**. This was **low** compared to the same week in previous years.



Caution: GLAD alerts from the last six months are preliminary. Revisions are made as unconfirmed alerts are removed from the data and alert totals are finalized six months after posting. Source: **Global Forest Watch**

Trase is a partnership between



In collaboration with



and many other organizations and individuals.

Donors



[Terms of Use](#) · [Privacy policy](#) · [Cookie policy](#) · [Contact us](#)