



trase

NETHERLANDS

(importer)

ACTIVITY	COMMODITY	YEAR
Importer	Beef	2017

POPULATION	GDP	SURFACE AREA
17,131,296	833,869,641,687.1	41,540

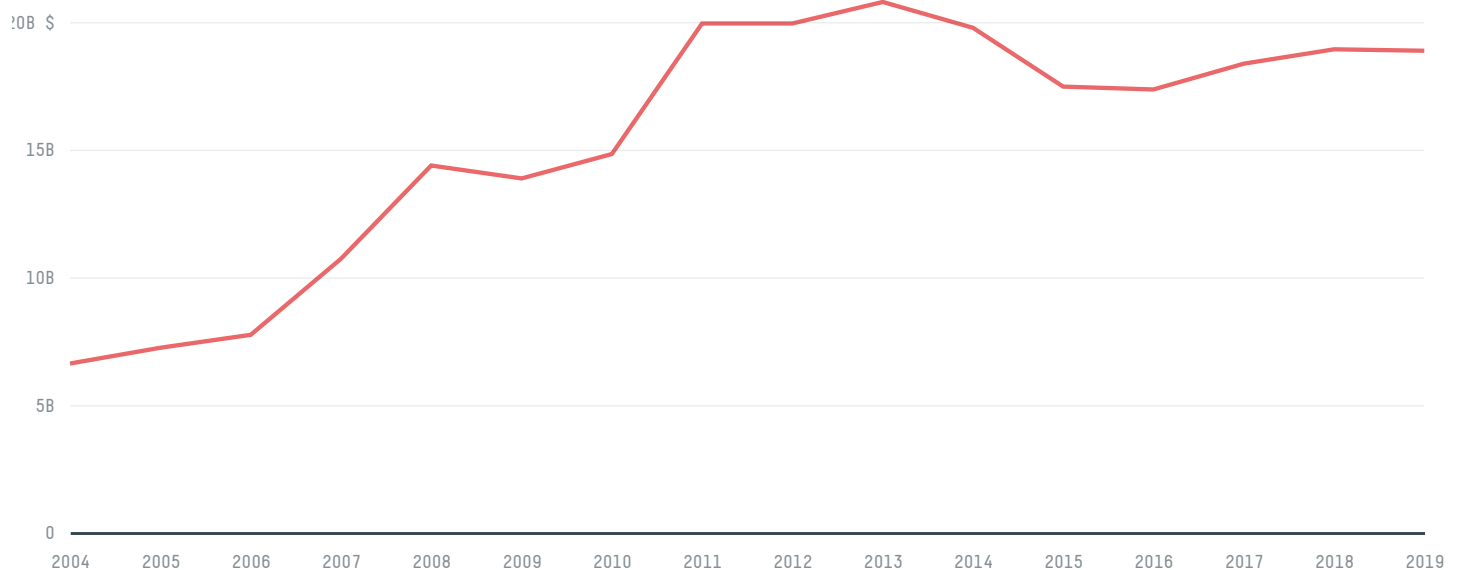
AGRICULTURAL LAND AREA	FORESTED LAND AREA
17,960	3,766

NETHERLANDS is the world's 130th largest country by area, 64th largest by population size and is the world's 18th largest economy (by GDP). Forests make up 9% of its area, and agriculture 43%. It's placement in the Human Development Index is 0.932. NETHERLANDS is a signatory to NYDF ENDORSER and ADP SIGNATORY.

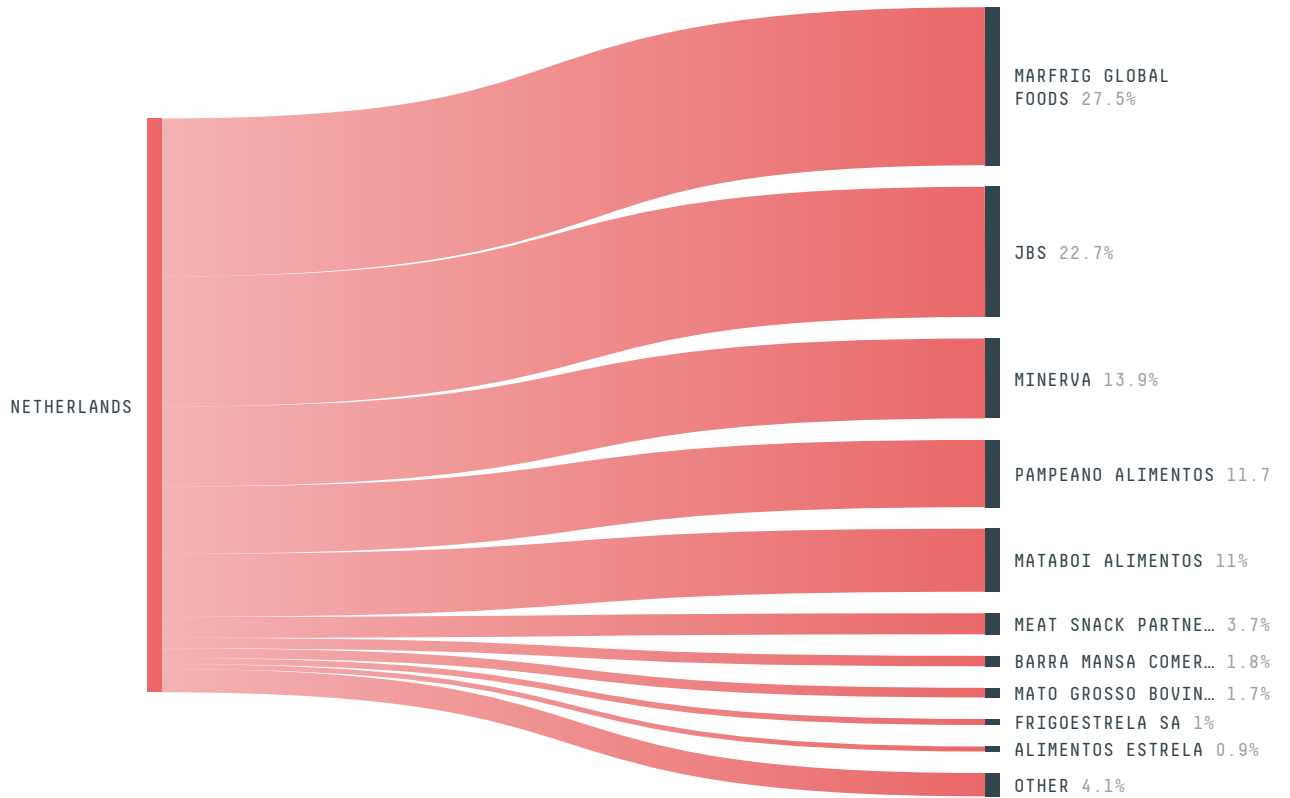
TOP IMPORTS IN 2017

COMMODITY	WORLD IMPORT RANKING	PRODUCTION	IMPORTS	VALUE
SUGARCANE	8	0	18,241,238,330.4	906,773,624
SOY	3	0	6,978,515,134.9	2,764,062,548
CORN	6	116,711	5,369,484,070.1	1,239,713,006
PALM OIL	4	-	2,622,322,743.5	1,999,904,688
COCOA	1	0	1,229,016,266	3,375,289,861
CHICKEN	2	1,034,319	1,005,129,964.3	2,107,330,549
BEEF	7	440,639	560,957,670.3	2,584,147,352
PORK	12	1,455,677	429,724,047.7	1,213,635,167
COFFEE	9	0	296,207,991	1,376,903,599
PALM KERNEL	6	-	203,688,996	283,106,242
WOOD PULP	14	-	113,612,754	64,836,922
SHRIMP	10	0	47,424,707	439,225,773
COTTON	94	0	653,385.6	2,643,705

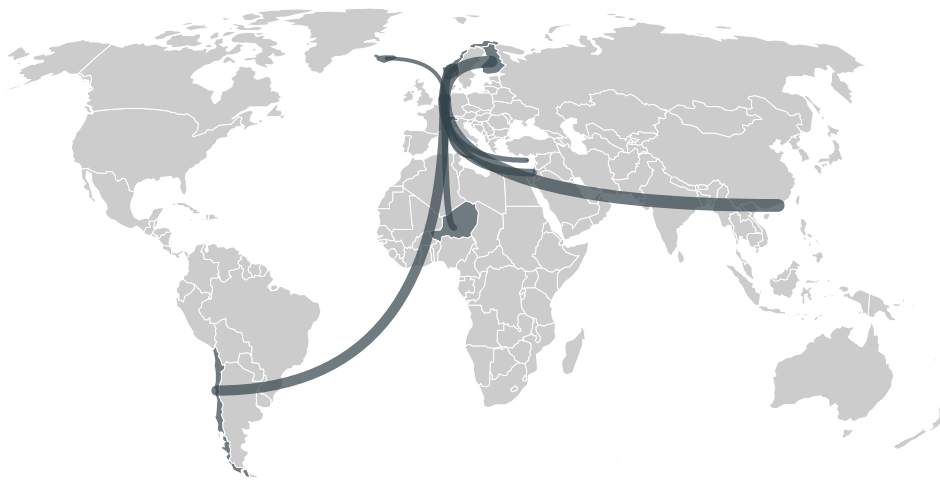
IMPORT TRAJECTORY OF NETHERLANDS



TOP EXPORT TRADERS OF BEEF IN NETHERLANDS IN 2017



TOP EXPORT COUNTRIES OF BEEF TO NETHERLANDS IN 2017



Country	Percentage
CHINA (HONG KONG)	37.5%
FINLAND	27.7%
CHILE	18.8%
NORWAY	5.3%
ISRAEL	5.1%
NIGER	2.8%
CYPRUS	2.2%
ICELAND	0.3%
MALTA	0.2%
SWITZERLAND	< 0.1%


Trase is a partnership between

 Stockholm Environment Institute

 Global Canopy Programme

In collaboration with

 vizzuality

 The European Forest Institute

and many other organizations and individuals.

Donors

 The Global Environment Facility

 WWF

 Europe

 Gordon and Betty Moore Foundation

 The Nature Conservancy

 Department for International Development

 Formas

 Norway's International Climate and Forest Initiative (NICFI)

[Terms of Use](#) · [Privacy policy](#) · [Cookie policy](#) · [Contact us](#)