



trase

MALAYSIA (importer)

ACTIVITY	COMMODITY	YEAR
Importer	Beef	2017

POPULATION	GDP	SURFACE AREA
31,105,028	319,112,136,545.4	330,345

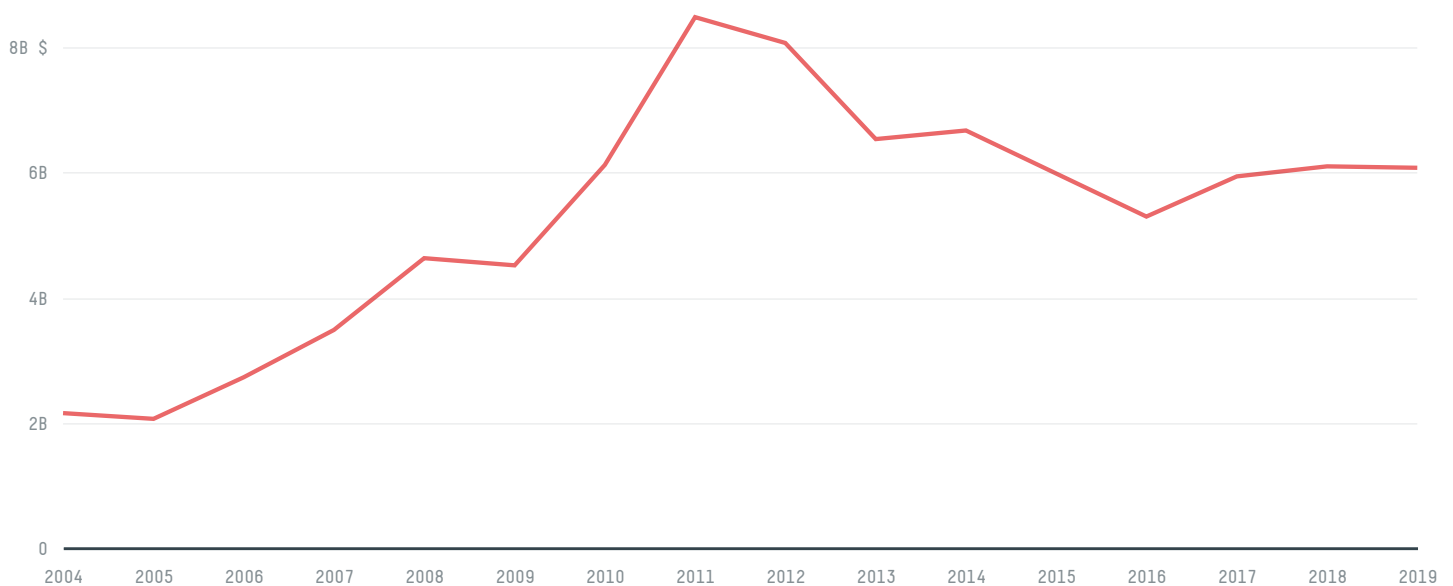
AGRICULTURAL LAND AREA	FORESTED LAND AREA
86,270	222,092

MALAYSIA is the world's 66th largest country by area, 44th largest by population size and is the world's 38th largest economy (by GDP). Forests make up 67% of its area, and agriculture 26%. It's placement in the Human Development Index is 0.802. MALAYSIA is a signatory to NYDF ENDORSER and ADP SIGNATORY.

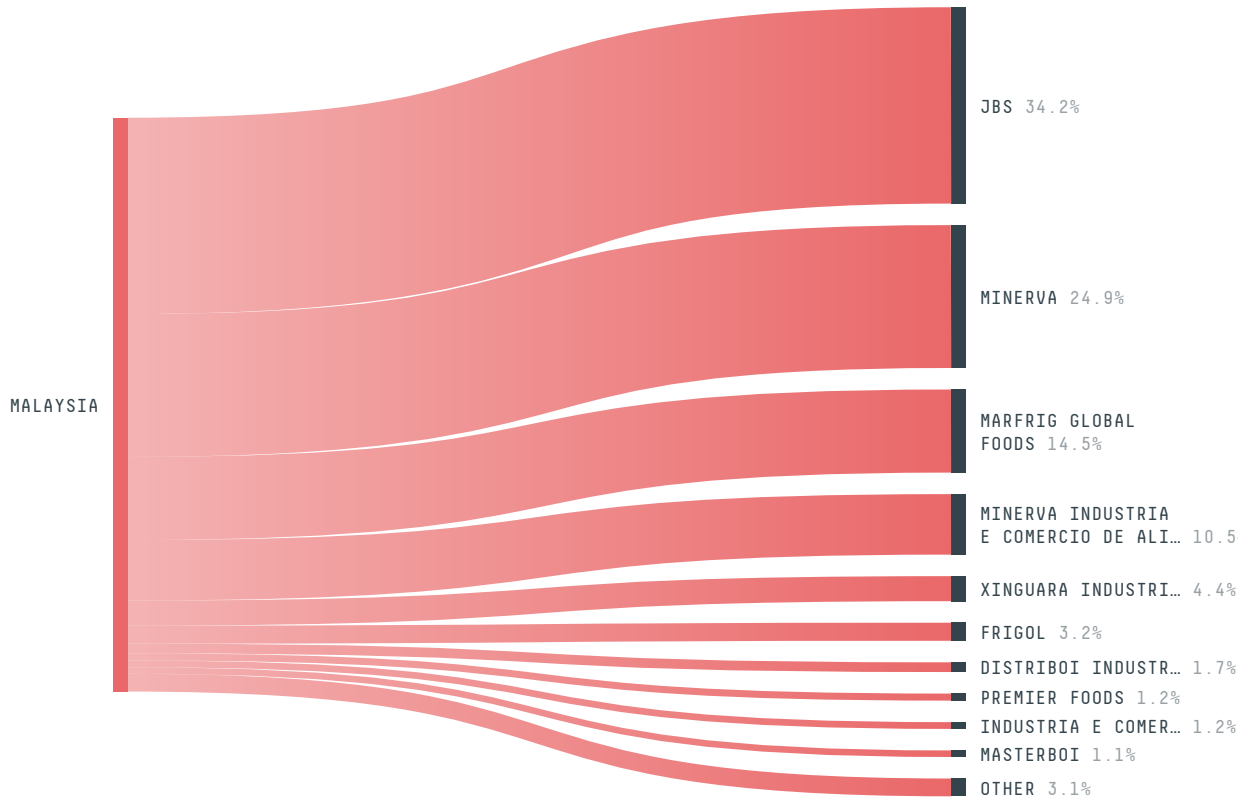
TOP IMPORTS IN 2017

COMMODITY	WORLD IMPORT RANKING	PRODUCTION	IMPORTS	VALUE
SUGARCANE	13	29,990	15,423,347,516.7	934,837,105
CORN	9	72,561	4,057,380,890.9	849,965,552
SOY	17	0	2,590,581,284.6	1,057,944,676
PALM OIL	15	-	580,368,832.6	403,483,736
COCOA	5	1,029	398,378,316	874,696,790
BEEF	14	42,158	223,529,046.9	592,117,860
COFFEE	17	8,109	120,023,639.5	353,244,951
COTTON	15	0	112,865,882.1	188,395,713
CHICKEN	45	1,648,491	69,131,176.9	160,406,157
WOOD PULP	18	-	57,273,241	39,969,348
SHRIMP	19	46,074.7	23,526,425	90,944,769
PORK	50	194,375	22,582,214	67,426,257

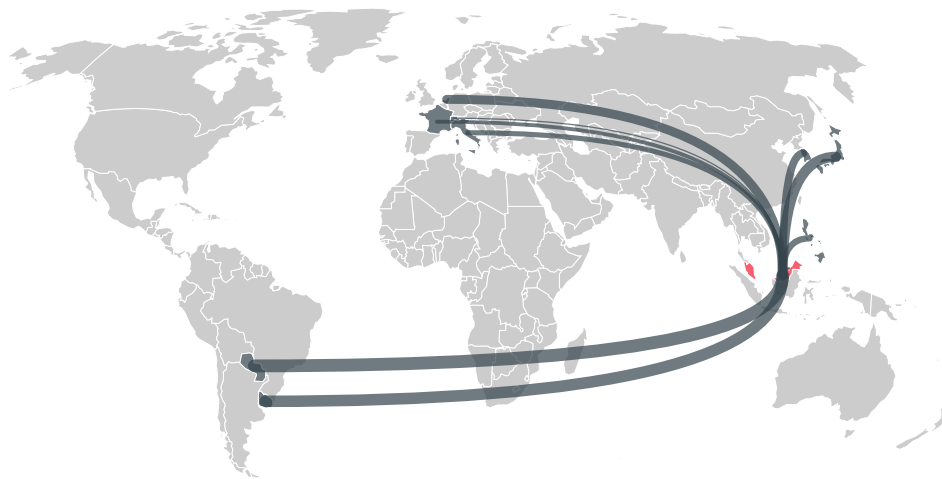
IMPORT TRAJECTORY OF MALAYSIA



TOP EXPORT TRADERS OF BEEF IN MALAYSIA IN 2017



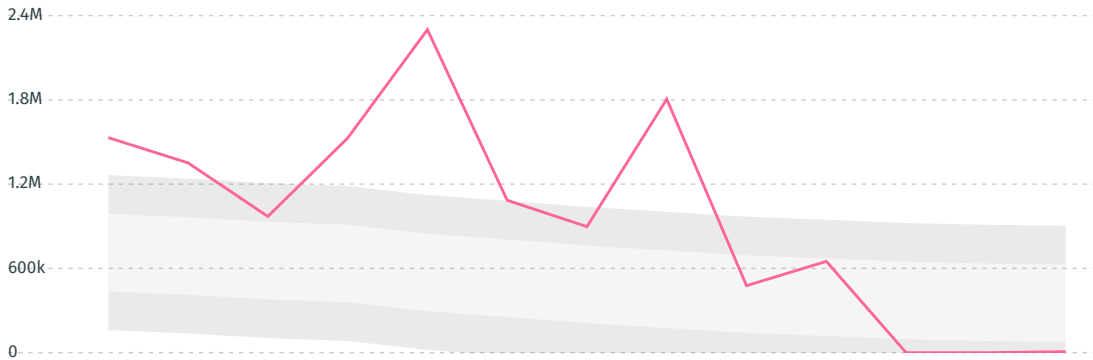
TOP EXPORT COUNTRIES OF BEEF TO MALAYSIA IN 2017



PARAGUAY	26.6%
URUGUAY	25.7%
JAPAN	18.8%
NETHERLANDS	16.1%
SOUTH KOREA	5.8%
PHILIPPINES	5.5%
ITALY	0.7%
FRANCE	0.4%
BRUNEI	0.3%
SWITZERLAND	< 0.1%

DEFORESTATION ALERTS IN BRAZIL

There were **7,375** GLAD alerts reported in the week of the **18th of January 2021**. This was **low** compared to the same week in previous years.



Caution: GLAD alerts from the last six months are preliminary. Revisions are made as unconfirmed alerts are removed from the data and alert totals are finalized six months after posting. Source: **Global Forest Watch**

Trase is a partnership between



In collaboration with



and many other organizations and individuals.

Donors



[Terms of Use](#) · [Privacy policy](#) · [Cookie policy](#) · [Contact us](#)